

LINCOLN HERITAGE COUNCIL

Scouts BSA

Klondike Highland Games

February 4-6, 2022



Map and Directions to:

Camp Tunnel Mill
3913 Tunnel Mill Rd
Charlestown IN 47111



From Louisville:

- Go North on Interstate 65 to Exit 6 (I-265)
- Take Exit 10 onto Indiana 62 East
- Continue for 12 miles to Salem Church Rd.
- Turn left onto Salem Church Rd
- Continue 1 mile to Tunnel Mill Road.
- Turn left on Tunnel Mill Rd
- Continue for 1 mile, Camp entrance is on the right.

The Camp is 20-25 minutes from Downtown.

Agenda

All units who are camping on Friday night should arrive at Camp no earlier than 6:00 PM on Friday evening. Upon arriving at Camp, all Units MUST register at the Dining Hall to receive campsite assignments before heading to campsites.

Schedule of Events (Subject to change)

Friday

6:00 - 9:00 PM Check in @ Dining Hall

Saturday

8:00 - 9:00 AM Check in @ Dining Hall *(for Troops arriving Saturday)*

9:00 AM SPL/SM Meeting @ Dining Hall

10:00 AM Opening Ceremonies @ SM Cabin/Flats

10:00 - 11:00 AM Events @ Flats *(Sled judging, Highland Games Demonstration, etc)*

11:00 AM Troop Tug of War Challenge @ Flats

11:30 AM - 1:00 PM Lunch @ Troop Campsites

1:00 PM Afternoon Events Start

5:00 PM Afternoon Events Finish

5:00 - 7:00 PM Dinner Break @ Troop Campsites

7:00 PM Dessert Cookoff @ Dining Hall

8:00 PM Awards & TMR Trivia @ Dining Hall

10:00 Taps

Sunday

11:00 AM Units MUST be off camp property

All campsites MUST be clean AND INSPECTED BY CAMP STAFF before they are dismissed. **FAILURE TO HAVE CAMP INSPECTED BY CAMP STAFF MAY RESULT IN A \$50 CLEANUP FEE TO BE BILLED TO YOUR UNIT!** ALL UNITS MUST BE OFF CAMP NO LATER THAN 11:00 AM

Unit Preparation for Camp

If your unit follows the steps listed below, the process of preparing everyone for an enjoyable experience at Camp Tunnel Mill should go smoothly. REMEMBER THAT YOU ARE PROVIDING YOUR OWN FOOD FOR THIS WEEKEND.

Upon Receiving the Leaders Guide:

- Inform or remind all Scouts and parents of the Camp Dates.
- Recruit two or more adult leaders to spend the weekend with your unit.
- Note payment dates to ensure your troop gets the best price
- Make arrangements for physicals to be done if they are not current.
- Consider unit providing adults to help run the event

Finalizing plans for the outing:

- Give final notice to all boys and parents about plans for attending camp.
- See that all Scouts and Adults have a current medical form.
- Arrange for your transportation to and from camp.
- Ensure all your Scouts families have the information on the weekend.
- Register online at <https://lh.tentaroo.com/LCKlondike22> or send registration form and fees to the Scout Service Center.

One week before Camp:

- Review Schedule with your Scouts and families.
- Double-check medical and health history.
- Prepare the unit/patrol equipment to bring to camp.
- Inspect each Scout's personal gear- we could get snow, so be prepared!
- Finalize transportation arrangements to and from camp.
- Review the Guide to Safe Scouting and Camp Regulations with leadership.

Camp Policies and Procedures:

Anyone participating in this event will be expected to follow BSA National Guidelines as outlined in the Guide to Safe Scouting.

The Law is the Rule: Everyone is expected to abide by the Boy Scout Law, Oath, and Slogan.

Buddy System: Everyone will use the Buddy System. Pairs for Safety. Adults/ Leaders should be notified before Scouts leave their campsites.

Camp Security: All visitors to the camp must stop at the admin building and check-in. Upon conclusion of their visit, guests will sign out so that camp administration will know who is on camp property at all times.

Alcoholic Beverages and Illegal Substances will not be tolerated and are against BSA policy. Possession or use will result in immediate dismissal from camp.

Smoking: BSA guidelines require a smoke-free environment for our Scouts. If you must smoke, please do so out of sight of youth participants and not inside any buildings. Please “field dress” your butts and dispose of them properly remembering the ever-present danger of forest fires.

Vehicles: The Health and Safety Committee along with the Camping Committee has established a written policy and procedure of vehicles in camp.

- NO vehicles will be allowed to remain in campsites without pre-approval from camp administration.
- Weather permitting, trailers will be allowed in campsites. However, vehicles used to pull trailers need to be moved back to designated parking lots.
- One person per seatbelt and they must be worn. No riding in truck beds. No RV's, ATV's, golf carts or generators. Only Staff carts are permitted.

Parking: Park in designated parking areas only. Unit leaders need to help enforce this policy.

No Plumbing Available: Remember, water is OFF on camp in the winter. “Tunnel Mill Two Holes” are available, but no flushies. Water will be available for drinking and cooking.

Camp: Follow BSA guidelines for camping.

- Walk, do not run, within your campsite.
- Remember tent stakes and tie-downs.
- Closed-toed shoes must be worn at all times.
- Stay out of the creek.
- Do not ditch or trench your tent.
- Leave no Trace.
- Trash your trash. It should be removed from all campsites.
- No pets or bikes
- Do not enter another unit's campsite without permission.
- NO GROUND FIRES (Fires inside designated pits are okay)

Uniforms: Field uniform also known as a "Class A" uniform should be worn at the closing ceremony in the Dining Hall. Activity uniform also known as a "Class B" (Scouting appropriate) t-shirts are permitted during all other event activities

Stoves and Lanterns: Follow BSA regulations according to fuels. Keep open flames out of and away from tents.

Campsites: Do not cut trees. Bring your own Indiana DNR approved firewood, charcoal or collect dead wood from the downed trees. No pit/trench fires use, fire rings provided. Never leave a campfire unattended, especially when going to bed. *All campfires should be extinguished according to BSA guidelines.* Please make sure before leaving on Sunday that your campsite is completely cleaned up and all campfires are completely extinguished.

Knives, Hatchets, Axes, Chainsaws or Firearms: No firearms are permitted at Camp. No chainsaws are permitted. No fixed blade, sheath or survival knives are permitted. Folding or pocket knives are permitted by those Scouts that have earned their Whittlin' Chip or Toten Chip. Axes and Bow Saws are only permitted in ax yards of Boy Scout Troops / Venture Crews.

Rocks and Sticks: Although tempting, rocks must not be thrown or kicked and sticks may not be swung. Injury/damage to property usually results from this action. Such actions will result in your being asked to leave the campout immediately.

First Aid: The Medical officer will be in the administration building during the activity. Medical Emergencies should be directed through them. Minor first aid should be handled at the campsite if you have supplies.

Trash: Your trash must be taken to a dumpster. No trash should remain in campsites overnight; there are skunks and raccoons that will visit your unit if this is not done.

Cleanup: When your unit is ready to leave camp we ask that you please clean up your area and leave it the same or better than you found it. Please take everything with you. Trash can be dropped in the dumpster as you leave camp. ½ an hour before your unit is ready to leave camp, send 2 runners to Camp Admin. **NO UNIT MAY LEAVE UNTIL YOUR SITE HAS BEEN INSPECTED BY CAMP ADMINISTRATION! FAILURE TO DO SO MAY RESULT IN A CLEANUP FEE OF NO LESS THAN \$50.00 TO BE BILLED TO YOUR UNIT!**

Camp Emergencies: If there is an emergency, there will be 3 blasts of the air horn and everyone should rally in the Dining Hall. Once the emergency has passed, campers will be given instructions on where to go next. Campers should remain in the Dining Hall until the “All Clear” signal has been given. Leaders should review these procedures with their campers.

What to Bring to Camp:

Please distribute copies of this page to each Scout.

Camping will be in your own tents. **(Tents will not be provided)**

Personal Gear:

Scout Uniform and Handbook

T-shirts

Pants

Socks and Underwear

Footwear (waterproof)

Warm Clothes. hat, and gloves

Sleeping bag /Sleeping pad

Toilet Kit (toothbrush, towel, soap, etc)

Water bottle or canteen

Personal mess kits

Flashlight (extra batteries)

Pen and paper

Lanyard (3/8" Solid braid nylon general purpose rope minimum 3' long)

Walking Stave (optional)

Pocket Knife (If you have your Whittin Chip or Totin Chip card)

Watch (Optional)

Sunglasses (Optional)

Tent (If your Unit doesn't have one for you)

Be Prepared for the weather (Continue to check the report on the news the week before you arrive)

What not to bring to Camp:

Bikes, Roller Blades or Skates, Skateboards

Sheath Knives, Butterfly Knives

Fireworks

Electronic devices

Unit equipment list: *(this is a suggested list you may want/need to bring additional items for your troop)*

BSA Fieldbook

Tents and ground cloths

Unit flag and American Flag

Patrol/Den Flags

Leaders Handbook

Lanterns Stoves and fuel *No white gas

Broom/dustpan

Water Containers/Water Coolers

Fire Extinguisher

Dining Fly, Poles, Rope

Ax and Camp Saw

Units are responsible to feed all participants and adults within that unit

Garbage bags

Sled Requirements

All Sleds must be in one piece and may be mounted on no more than two wheels (four-wheeled wagons will not be permitted) and each team should be able to pull their Sled Using ropes.

Saturday morning there will be a station for judging sleds (Things that will be taken into consideration: Looks, Best Design, and Creativity) for an award. **Make sure to bring your sleds to the Scoutmaster Flats for morning assembly at 10:00 AM!**

All Sleds must have the following items. (These can be on the Sled or carried by team members.)

Patrol Flag
Watch
Compass
2 six-foot staves
Blanket
Trash bag
First aid kit
Tender and kindling for fire starting
Scout Handbook
Tarp (*large enough to build a shelter for the whole sled team*)
50' 3/8" rope
2 Neckerchiefs (*or like-sized triangular bandages*)

Each Sled member must have their own:

Paper and pencil
Water Bottle or canteen
6 feet of rope
Rain gear
Extra socks in a waterproof bag
Pocket knife (*Whittlin chip or Totin chip required*)
Scout Stave or sturdy hiking stick
(*Misuse WILL result in confiscation. Collected staves will be given to unit's Scout Master*)

Fee Schedule/Refund Policy:

Fee Schedule: All fees should be paid based on the following information:

Registered by January 31, 2022

\$5.00 per Scout for day activities

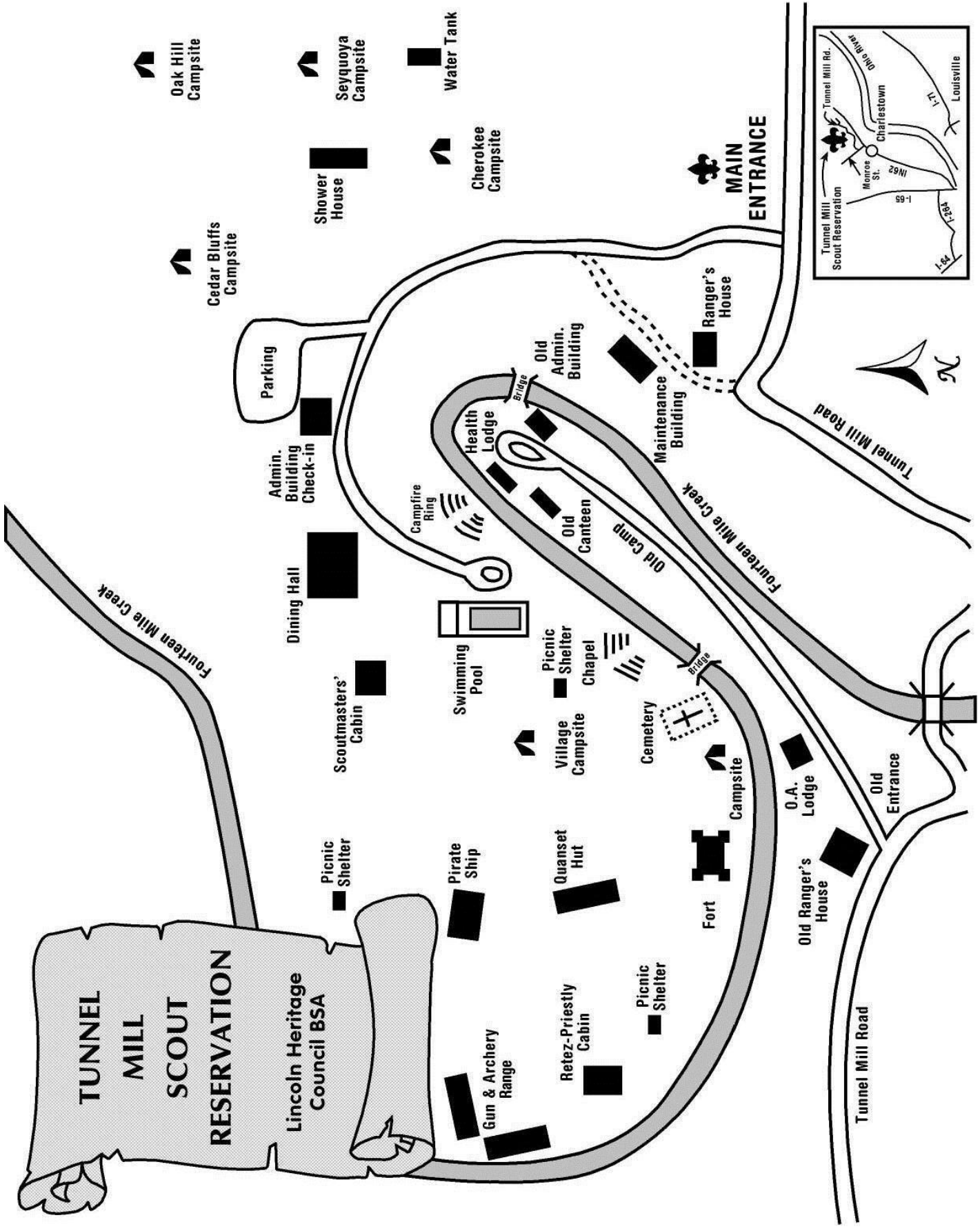
\$10.00 per Scout for camping & activities

Adult \$4.00


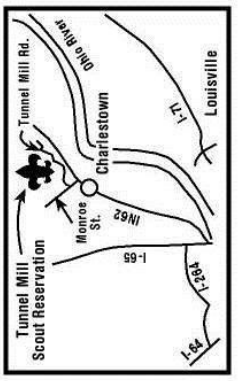
Refunds: A refund will be made to an individual or group that cancels program attendance/registration, less a 15% administrative charge as long as a written request is made at least 30 days prior to a council or district program/activity.

No refunds will be given to an individual or group that cancels program attendance/registration within 30 days of a scheduled council or district program/activity. Exceptions for medical situations or family emergencies can be made but must be submitted in writing within 7 days after the program/activity.

Fees are transferable to other Scouts but not refundable. All requests for refunds must be submitted in writing with a copy of the receipt or canceled check.



TUNNEL MILL SCOUT RESERVATION
 Lincoln Heritage Council BSA



If camping overnight, campsite assignments will be provided at event check-in.

DO NOT RESERVE A CAMPSITE OR CABIN THROUGH TENTAROO OR THE SCOUT OFFICE!!! CAMPING ASSIGNMENTS MADE BY EVENT COORDINATORS WILL TAKE PRIORITY!!

SPECIAL CAMPSITE REQUESTS MUST BE MADE BY EMAIL TO THE EVENT CHAIR AND WILL BE DONE ON A FIRST COME, FIRST SERVE BASIS!

Email Dean Bottorff dcbottorff@gmail.com

Questions? Contact the following:

Event Chairs:

Cody Johnson

Dalton.Cody.Johnson@gmail.com

Dean Bottorff

dcbottorff@gmail.com

District Program Chair

Kris Hampton

Kristina.hampton@yahoo.com

District Executive

Jonathan Barfield

Jonathan.Barfield@scouting.org

1st Annual Dan Waddell Klondike Derby 2022 Roster

This form needs to be fully completed and submitted NO LATER THAN January 31, 2022

If Youth is a Scout, please just fill out First and Last Name: If the youth is a sibling, add an (s) after the name.

Unit Number: _____

District: _____

Youth Name (First and Last)	Day \$5.00	Camping \$10.00	Scout or Webelos
1			
2			
3			
4			
5			
6			
7			
8			
9			
10			
11			
12			
13			
14			
15			
16			
17			
18			
19			
20			
21			
22			
23			
24			
25			
Youth Total ____ x \$10.00 = \$ ____			
Youth Total ____ x \$5.00 = \$ ____			
Use back of this page for additional Scouts and Leaders			
Adult Name (First and Last)			
1			
2			

3			
4			
5			
6			
Adult Total ____ x \$4.00 = \$ ____			

Total amount paid: _____

Date Paid: _____