



Explore

Districts

FINAL 2019



JOURNEY TO EXCELLENCE

Southern-A6 Lincoln Heritage (#205)

Louisville, KY
2020-02-16

Current Year-to-Date: 1125 of 3000
Last Year-to-Date: 900 of 3000

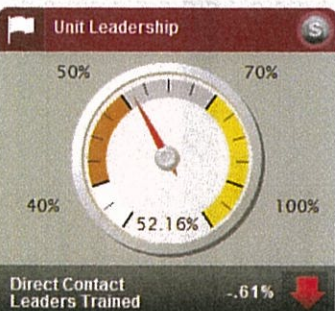
Total Score (3000 max)

7/17

Overall status

B

Finance Membership Program Unit Service Leadership and Governance





2019 Journey to Excellence Finish Line - Lincoln Heritage Council #205

For Final 2019 with Data Updated as of 02/16/20

Finance	Dec 2018	Score	Final 2019	Score	What is needed to achieve >>>	Bronze	Silver	Gold
Operating unrestricted net assets	\$470,558	400	\$392,737	N	Year-end surplus including transfers*	\$0	\$0	\$88,497
Council-generated contributions	\$1,593,381	0	\$1,516,687	O	Additional contributions needed	\$230,667	\$283,088	\$405,403
New Permanent endowment (\$47,000)		0	\$54,000	T	Additional endowment needed*	\$0	\$0	\$0
Total finance points earned		200			Minimum points in category for gold			200
Membership	Dec 2018	Score	Final 2019	Score	What is needed to achieve >>>	Bronze	Silver	Gold
Market share	6.83 %	150	4.14 %		Additional youth needed	0	3,433	11,017
Membership growth	14,732	0	15,063	Y	Additional youth needed	0	0	112
New youth recruited: Cub Scouts	4,187	200	4,941	E	Additional new Cub Scouts needed	0		
Scouts BSA	509		573	T	Additional new Scouts BSA needed	0	0	0
							or	and
Venturers/Sea Scouts/Explorers	444		419		Additional new older youth needed		26	26
Youth retained from prior year	59.35 %	0	66.23 %		Dropped youth needed to reregister	0	106	1,213
Total membership points earned		175			Minimum points in category for gold			300
Program	Dec 2018	Score	Final 2019	Score	What is needed to achieve >>>	Bronze	Silver	Gold
Cub Scout advancement rate	49.98 %	50	49.01 %	C	Additional CS earning advancements*	0	141	920
Scouts BSA advancement rate	45.60 %	50	45.02 %	L	Additional Scouts earning advancements*	0	131	231
Cub Scout camping rate	76.10 %	200	76.63 %	O	Number of CS attending camp*	2,256	3,383	4,404
Scouts BSA camping rate	64.66 %	50	56.29 %	S	Number of Scouts attending camp*	2,212	2,586	2,600
Total service hours	62,889	50	69,912	E	Additional service hours needed*	0	0	3,748
Total program points earned		200		D	Minimum points in category for gold			125
Unit Service	Dec 2018	Score	Final 2019	Score	What is needed to achieve >>>	Bronze	Silver	Gold
Youth-serving executives	14	200	13		Additional executives needed	0	4	16
Units: New units	20	0	56		Additional new units needed	0	0	0
Total units retained	83.99 %		91.96 %		Dropped units needed to reregister	0		
Troops for females			32		Additional troops needed for girls	0	0	0
Unit contact rate	24.86 %	50	24.82 %		Additional units with enough contacts*	0	0	108
Total unit service points earned		125			Minimum points in category for gold			200
Leadership and Governance	Dec 2018	Score	Final 2019	Score	What is needed to achieve >>>	Bronze	Silver	Gold
Council leadership improvement	2	200	2		Additional criteria to show improvement	0	1	2
Average district committee size	25.73	100	21.82		Additional district committee needed	0	0	0
Districts w/ chairs & commissioners	0		8		Additional districts needing key vols.			3
Direct contact leaders trained	52.78 %	100	52.17 %		Additional leaders to be trained*	0	0	56
Total leadership points earned		200			Minimum points in category for gold			150
JTE Totals	Dec 2018	Score	Final 2019	Score	What is needed to achieve >>>	Bronze	Silver	Gold
Bonus points earned		75		0				
Total score attained		975		1125	Total points to achieve level	1000	1350	1650

* Some measures have other variables. As a result, the amounts stated to achieve the various levels are based upon having the same membership & expenses as the prior year.

Scouting's Journey to Excellence
2020 District Planning, Performance, and Recognition

Item	Objective	Bronze Level	Silver Level	Gold Level	Bronze Points	Silver Points	Gold Points
Finance		Fiscal Performance - Bronze Level Needed for Overall Gold			Total Points:		500
#1 ★	Fundraising performance: Achieve district finance goals as defined by the council.	Meet or exceed goal established for Bronze	Meet or exceed goal established for Silver	Meet or exceed goal established for Gold	100	200	300
#2	Fundraising manpower: Achieve district goals related to volunteers involved in fundraising as defined by the council.	Meet or exceed goal established for Bronze	Meet or exceed goal established for Silver	Meet or exceed goal established for Gold	75	100	200
Membership		Membership Growth - Bronze Level Needed for Overall Gold			Total Points:		700
#3 ★	Membership growth: Increase number of registered youth (Cub Scouts, Scouts BSA, Venturers, Sea Scouts, Explorers, and pilot program members).	Achieve growth in overall membership	Achieve 1% growth in overall membership	Achieve 3% growth in overall membership	100	200	300
#4	Community impact: Increase market share, including male and female members (Cub Scouts, Scouts BSA, Venturers, Sea Scouts, Explorers, pilot programs) and Learning for Life participants.	3.5% density or 1% growth in density (i.e. 3.00% to 3.03%)	5% density, or 3.5% and 1% growth in density	8% density, or 5% and 1% growth in density	75	100	200
#5	New member recruiting: Increase number of new youth recruited.	New Cub Scouts joining represent at least 3% of TAY or increase in recruiting new Cub Scouts and Scouts BSA by 1%	New Cub Scouts joining represent at least 5% of TAY or increase in recruiting new Cub Scouts and Scouts BSA by 3%	New Cub Scouts joining represent at least 8% of TAY or increase in recruiting new Cub Scouts and Scouts BSA by 5%	75	100	200
Program		Membership Growth - Bronze Level Needed for Overall Gold			Total Points:		700
#6 ★	Youth retention: Improve retention rate of Cub Scouts, Scouts BSA, Venturers, and Sea Scouts.	67% retention or 2 percentage points increase (i.e. 58%-60%)	75% retention, or 67% and 2 percentage points increase	80% retention, or 75% and 2 percentage points increase	75	100	200
#7	Cub Scout advancement: Increase the percentage of Cub Scouts earning rank advancements.	48% or 2 percentage points increase (i.e. 35%-37%)	60%, or 48% and 2 percentage points increase	70%, or 60% and 2 percentage points increase	25	50	100
#8	Scouts BSA advancement: Increase the percentage of Scouts BSA earning rank advancements.	44% or 2 percentage points increase (i.e. 30%-32%)	50%, or 44% and 2 percentage points increase	55%, or 50% and 2 percentage points increase	25	50	100
#9	Cub Scout camping: Increase the percentage of Cub Scouts attending day camp, family camp, and/or resident camp.	40% or 2 percentage points increase (i.e. 28%-30%)	60%, or 40% and 2 percentage points increase	90%, or 60% and 2 percentage points increase	25	50	100
#10	Scouts BSA camping: Increase the percentage of Scouts BSA attending long-term camp and high-adventure program.	57% or 2 percentage points increase (i.e. 38%-40%)	67%, or 57% and 2 percentage points increase	80%, or 67% and 2 percentage points increase	25	50	100
#11	Community service: Increase the amount of community service provided by Scouts, Explorers, leaders, and other participants.	Average 4 hours per youth member or .2 hour growth (i.e. 2.8 to 3.0)	Average 5 hours per youth member, or 4 hours and .2 hour growth	Average 8 hours per youth member, or 5 hours and .2 hour growth	25	50	100
Unit Service		Unit Growth/Retention - Bronze Level Needed for Overall Gold			Total Points:		600
#12 ★	Unit growth/retention: Organize more new units while retaining existing packs, troops, crews, ships, clubs, and posts.	Increase the number of new units organized or retain at least 90% of non-LDS units	Increase the number of new units organized and retain at least 90% of non-LDS units	Increase the number of new units organized by 10% and retain at least 90% of non-LDS units	100	200	300
#13	Unit contacts: Support implementation of the Unit Service Plan through detailed assessments and an increased number of significant unit contacts to packs, troops, crews, ships, clubs, and posts.	10% of units have 6 total assessments, including one detailed assessment recorded in Commissioner Tools	25% of units have 6 total assessments, including one detailed assessment recorded in Commissioner Tools	45% of units have 6 total assessments, including one detailed assessment recorded in Commissioner Tools	25	50	100
#14	Unit performance: Improve the performance ratings of units using Journey to Excellence metrics.	Have 50% of the units in the district achieve the Bronze award or above	Have 60% of the units in the district achieve the Bronze award or above	Have 75% of the units in the district achieve the Bronze award or above	75	100	200
Leadership & Governance		District Committee - Bronze Level Needed for Overall Gold			Total Points:		500
#15 ★	District committee: Increase the effectiveness of the district committee.	Have a registered district chairman, vice chairman, commissioner, and 10 other members - 13 total	Have a registered district chairman, 2 vice chairmen, commissioner, and 17 other members - 21 total	Have a registered district chairman, 3 vice chairmen, commissioner, and 27 other members - 32 total	75	100	200
#16	Unit leadership: Increase the number of direct contact leaders who are trained.	50% or 2 percentage points increase (i.e. 32%-34%)	60%, or 50% and 2 percentage points increase	75%, or 60% and 2 percentage points increase	100	200	300

Scoring: Gold- Total of 1,650 total points plus at least bronze in ★ key metrics in every category, Silver- Total of 1,350 points, Bronze- Total of 1,000 points

Scouting's Journey to Excellence

2020 District Planning, Performance, and Recognition

Journey to Excellence in 2020 will proceed along the path of continuous improvement. It is based on many of the best practices used in the corporate performance measurement field today. It guides program planning before the year begins, monitors activities for continuous improvement during the year, and recognizes performance at the end of the year. In planning your strategy, use actual numbers from the previous years to guide your performance improvement goal-planning. The district may qualify by meeting either determined or performance improvement standards.

Finance Measures	
1	The council will approve goals for the district, defining bronze, silver, and gold determined standards. The district may be evaluated based upon achieving an overall fundraising goal or achievement of the individual elements, as defined by the council. There is no improvement performance standard for this criterion, as it is being measured against goals.
2	The council will approve goals pertaining to the recruitment and involvement of volunteers for the district fundraising campaigns, defining bronze, silver, and gold determined standards.
Membership Measures	
3	Difference between 12/31/20 total of Cub Scouts, Scouts BSA, Venturers, Sea Scouts, STEM Scouts, and Explorers and 12/31/19 total of same membership, expressed as a percent.
4	Total Cub Scouts, Scouts BSA, Venturers, Sea Scouts, Explorers, pilot program members, and Learning for Life participants on 12/31/20, divided by target age youth (TAY). TAY includes boys and girls ages 5-16 (grades K-11.)
5	<i>Bronze:</i> Number of new Cub Scouts registered during 2020 divided by Target Age Youth of Cub Scout age OR increase in number of new Cub Scouts and Scouts BSA by 1% registered in 2020 as compared to 2019. <i>Silver:</i> New Cub Scouts at 5% of TAY OR increase recruiting of Cub Scouts and Scouts BSA by 3%. <i>Gold:</i> New Cub Scouts at 8% of TAY OR increase recruiting of Cub Scouts and Scouts BSA by 5%.
Program Measures	
6	Percent of Cub Scouts, Scouts BSA, Venturers, and Sea Scouts remaining registered after one year (12/31/19 to 12/31/20), including all transfers. Youth who turn 18 within the year are not included in the calculations.
7	Total number of Cub Scouts advancing at least one rank (Bobcat - Arrow of Light) during 2020, divided by total Cub Scouts on 12/31/20.
8	Total number of Scouts BSA advancing at least one rank (Scout - Eagle) during 2020, divided by total Scouts BSA on 12/31/20.
9	Council Cub Scouts attending any in-council/out-of-council day camp (including STEM), twilight camp, resident camp, or family camp during the period of 9/1/19 through 8/31/20, divided by Cub Scout membership on 6/30/20.
10	Council Scouts BSA attending any in-council/out-of-council long-term summer camp, high-adventure experience, jamboree, specialty camp (such as STEM), or serving on camp staff during the period of 9/1/19 through 8/31/20, divided by Scouts BSA membership on 6/30/20.
11	Total service hours by Scouts, leaders, and other participants recorded on Service Hours website or through Scoutbook on 12/31/20, divided by registered youth (Cub Scouts, Scouts BSA, Venturers, Sea Scouts, and Explorers) on 12/31/20.
Unit Service Measures	
12	New Units are measured by taking the number of new ones (packs, troops, crews, ships, clubs, labs or posts) organized during 2020 and subtracting the number of new units organized during 2019. Retention is the percent of units (packs, troops, crews, ships, clubs, labs, and posts) remaining registered after one year. During 2020, units that were chartered to the Church of Jesus Christ of Latter-day Saints will not be included.
13	Number of unique units receiving six or more assessments, as recorded in Commissioner Tools during 2020, divided by total number of packs, troops, crews, ships, clubs, and posts on 12/31/20. Every unit is required to have a detailed health assessment annually, and it must be recorded in Commissioner Tools in order to be counted. STEM labs are not included in these calculations.
14	Total number of packs, troops, crews, ships, clubs, and posts rated as bronze, silver, or gold on 12/31/20, divided by the total number of packs, troops, teams, crews, ships, clubs, and posts. STEM labs are not included in these calculations.
Leadership & Governance Measures	
15	<i>Bronze:</i> Minimum of 13 district committee members with paid or multiple registration on 12/31/20, including a District Chairman (61), at least one District Vice Chairman (62), and a District Commissioner (81). Other members may be registered as Neighborhood Chairmen (64) or District Members-at-large (75). <i>Silver:</i> Minimum of 21 district committee members on 12/31/20, including a District Chairman (61), at least two District Vice Chairmen (62), and a District Commissioner (81). <i>Gold:</i> Minimum of 32 district committee members on 12/31/20, including a District Chairman (61), at least three District Vice Chairmen (62), and a District Commissioner (81).
16	Number of Cubmasters (CM), Tiger Cub den leaders (TL), Den leaders (DL), Webelos den leaders (WL), Scoutmasters (SM), Crew advisors (NL), and Skippers (SK), paid or multiple registration, completing essential training requirements for their position by 12/31/20, divided by total number in the positions listed above on 12/31/20. Club, lab, and post advisors are not included in the calculations.

Scoring the district's performance: To determine the district's performance level, the council will use the above information to measure the points earned for each of the 16 individual criteria and then add those individual point scores to determine a composite score. Bronze level requires earning 1,000 points, Silver level requires earning 1,350 points and Gold level requires earning 1,650 points (and achieving at least bronze in key items marked with a star ★).



JOURNEY TO EXCELLENCE

Work Plans

District _____

Council _____

District Committee Meeting

Work Plan (Sample Agenda)

Time _____ Date _____ Place _____

District Chair _____

Note: Attach and give work plans for all committees to the district chair, district commissioner, district executive, and operating committee chairs.

1. **Call to order.**
2. **Opening ceremony and/or invocation.** Keep this short and simple.
3. **Welcome, introductions, and recognitions.** Ask committee chairs to introduce the new members of their committees.
4. **Training feature of the month.** No longer than 20 minutes.
5. **Highlights of the job that needs to be planned and executed tonight** (district chair).
 - A. Touch on the highlights of this month's work plan for each committee.
 - B. Announce time allowed for the operating committee meetings.
 - C. As each item is discussed, be sure an assignment is made, accepted, and recorded on the work plan in each committee meeting.
6. **Unit service.** Unit conditions and roundtables (district commissioner)

Specific unit needs requiring operating committee assistance.
7. **Operating committee meetings.** These will occupy the major portion of the evening (especially related to achievement of the Journey to Excellence Unit Award). The Key 3 can have a quick huddle then disperse, each to assist or sit in on one of the committee meetings.

8. Reports and plans of operating committee meetings. (Obtain completed plans from each chair.)

A. What was accomplished in the past month?

B. What plans have been made to accomplish during the next month?

_____Fund Development Committee

_____Membership Committee

_____Activities and Civic Service Committee

_____Advancement and Recognition Committee

_____Camping and Outdoor Promotion Committee

_____Training Committee

9. Reports of special committees and selected chartered organization representatives.

10. District executive's report.

11. Other business. Hold an open forum if time permits.

Announce the next meeting: Time _____ Date _____ Place _____

12. Closing ceremony.

13. Adjournment. Have refreshments and fellowship.

District _____

Council _____

Membership Committee

Work Plan (Sample Agenda)

Time _____ Date _____ Place _____

Chair _____

1. **Attendance record.** List names—check those in attendance.

<input type="checkbox"/> _____	<input type="checkbox"/> _____	<input type="checkbox"/> _____
<input type="checkbox"/> _____	<input type="checkbox"/> _____	<input type="checkbox"/> _____
<input type="checkbox"/> _____	<input type="checkbox"/> _____	<input type="checkbox"/> _____
<input type="checkbox"/> _____	<input type="checkbox"/> _____	<input type="checkbox"/> _____

2. **Review work plan for assignments not completed.** Jobs not completed are carried forward.

3. **Present membership.**

	New Units	Total Units	Total Youth
One year ago	_____	_____	_____
Goal this report	_____	_____	_____
Actual this report	_____	_____	_____
December 31 goal	_____	_____	_____
Needed to reach goal	_____	_____	_____

4. **New-unit organization.** Review District New-Unit Chart, No. 522-904, for each unit currently being organized.

Chartered Organization	Key Contact	Phone Number	Situation	Next Step	Assignment Accepted By
_____	_____	_____	_____	_____	_____
_____	_____	_____	_____	_____	_____
_____	_____	_____	_____	_____	_____
_____	_____	_____	_____	_____	_____
_____	_____	_____	_____	_____	_____

Discuss assignment of organizers, trainers, and commissioners.

5. **Potential new chartered organizations.**

Organization	Type of Unit	Assignment Accepted By
_____	_____	_____
_____	_____	_____
_____	_____	_____
_____	_____	_____

6. Units to be reorganized.

Chartered Organization	Key Contact	Phone Number	Situation	Next Step	Assignment Accepted By

7. Membership management.

A. These units have not reported any new youth in the past six months.

Unit Number	Leader	Phone Number	Assignment Accepted By

B. Roundup: Follow up with these units to get unit commitments and encourage achievement of their goals:

Unit Number	Leader	Phone Number	Need Goals Set	Encourage Goal Achievement	Assignment Accepted By

C. Recruitment plan details such as methods used, kickoff, supplies, report meetings, etc.

8. Boy-fact surveys.

School	Assignment Accepted By

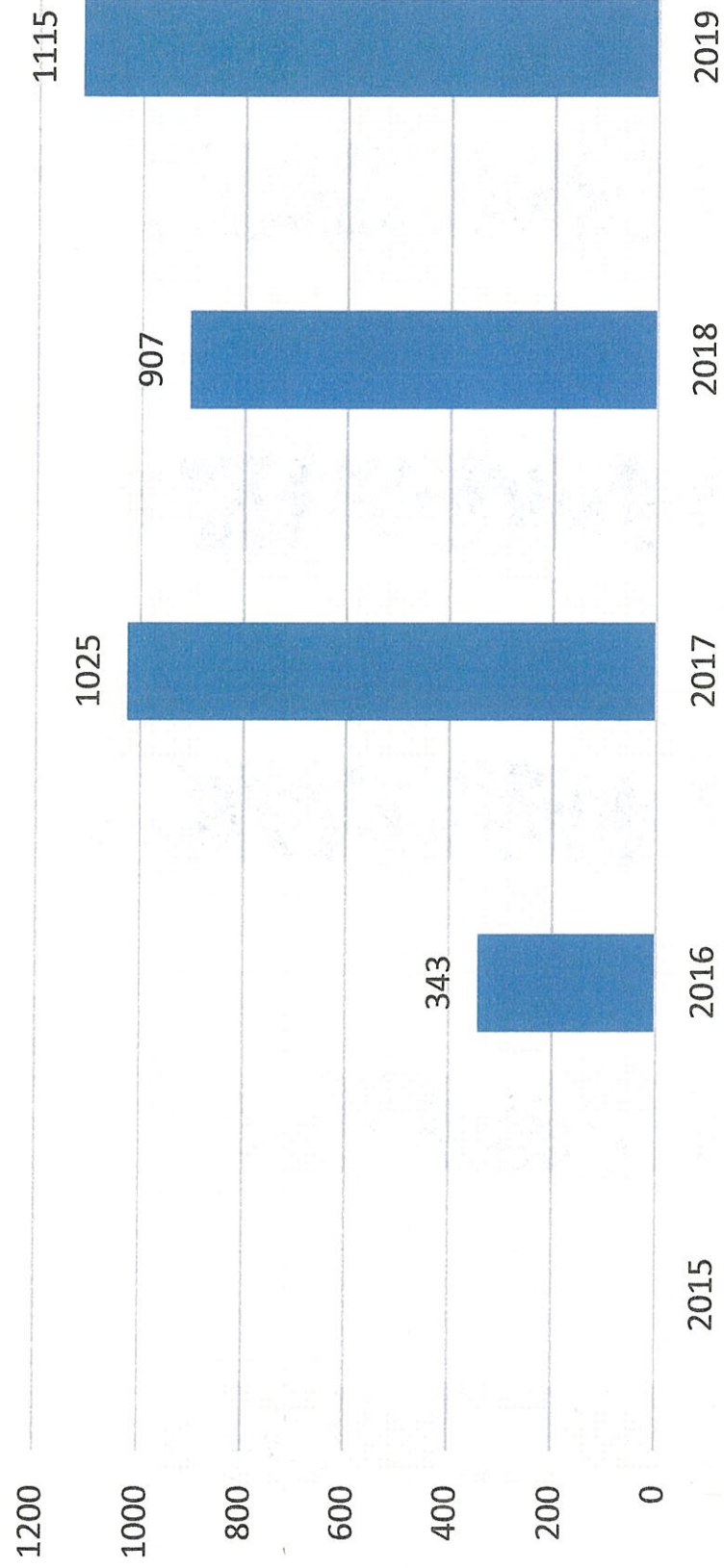
9. Other business.

Announce the next meeting: Time _____ Date _____ Place _____

10. Adjournment.

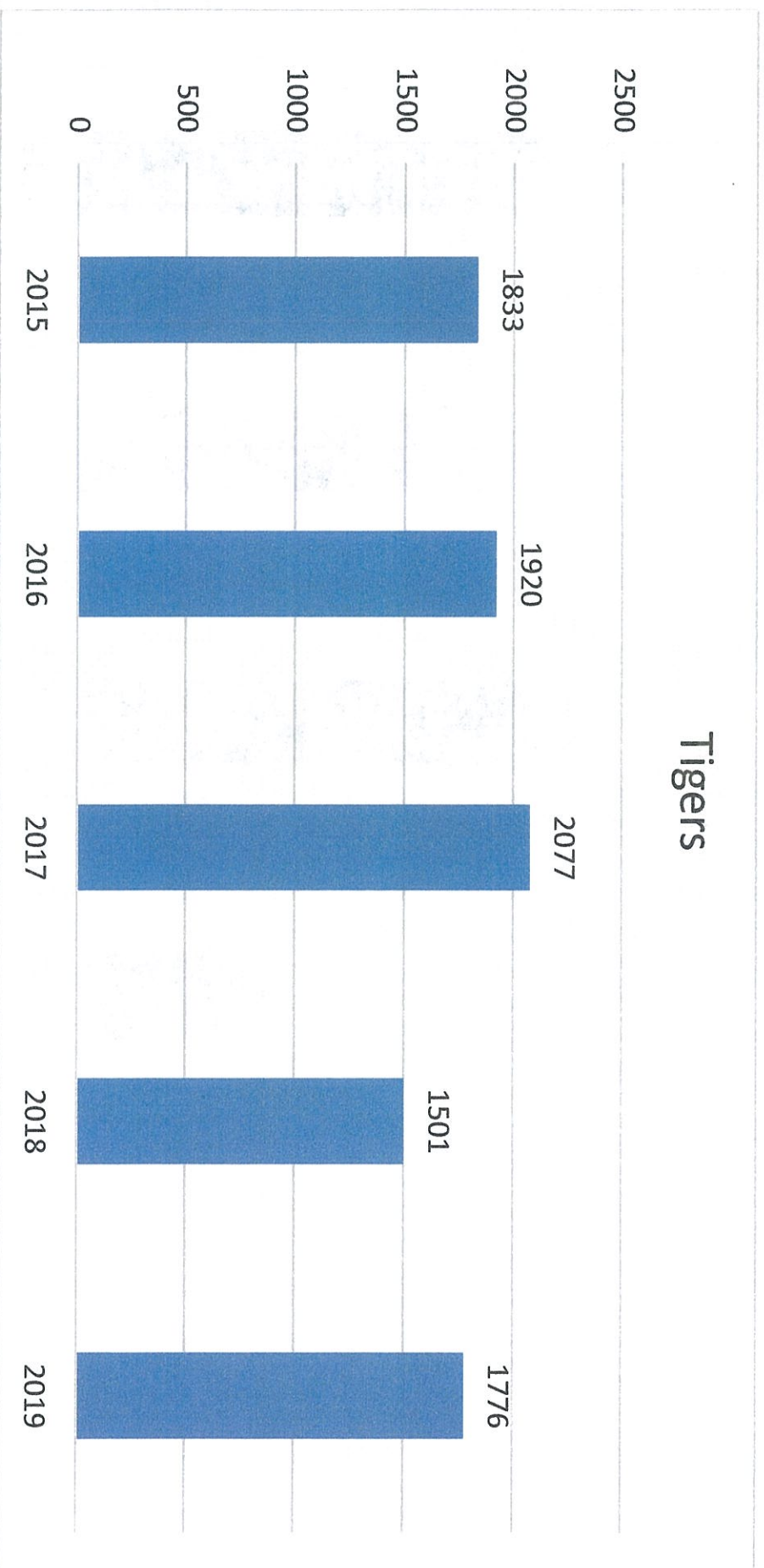
LHC

Lions



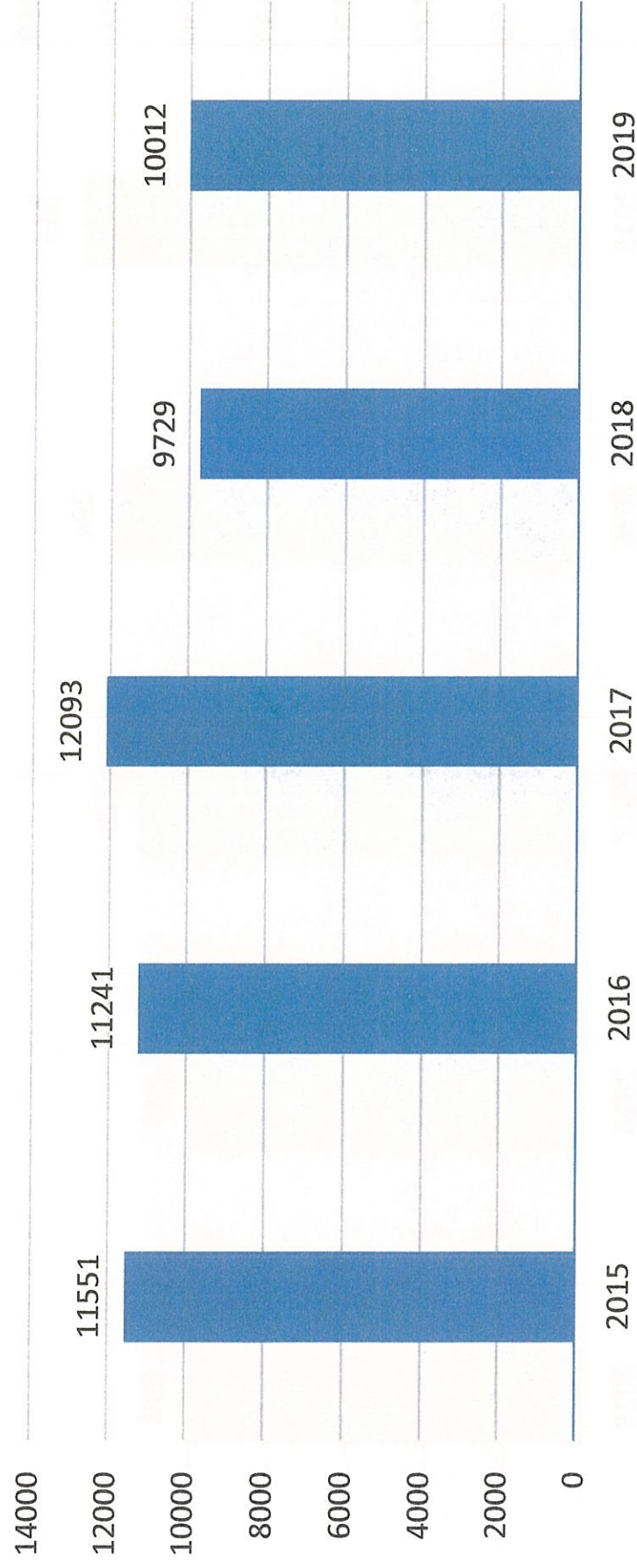
LHC

Tigers



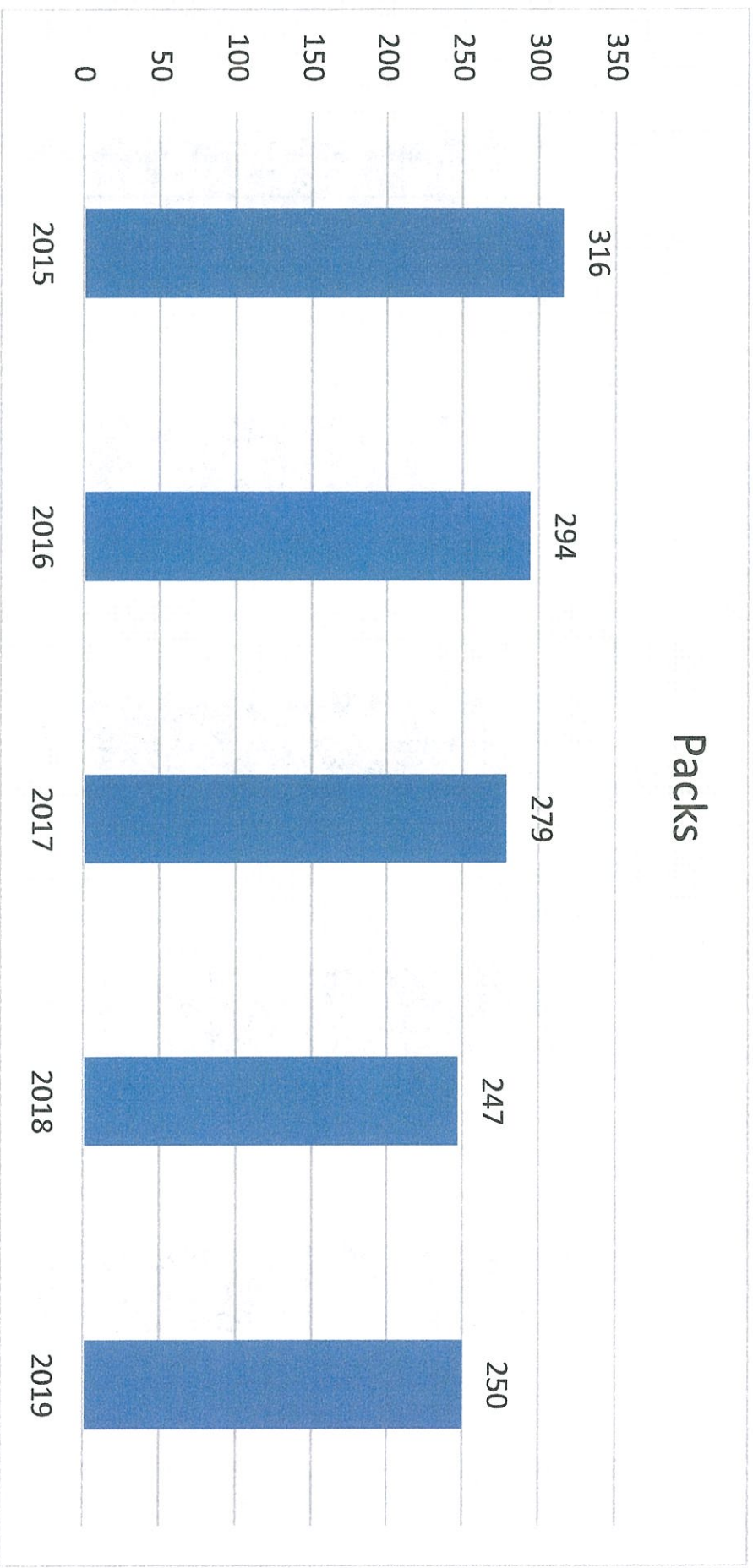
LHC

Total Cub Scouts



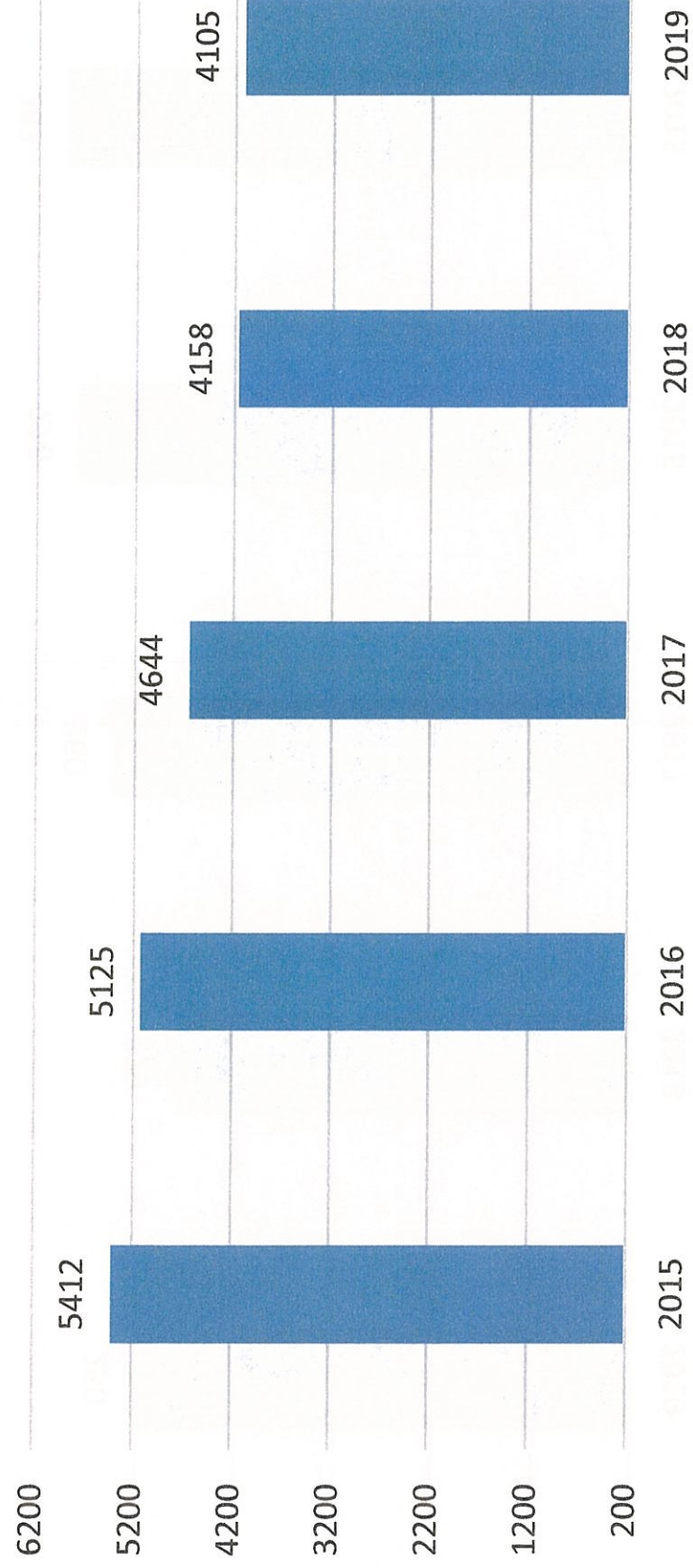
LHC

Packs



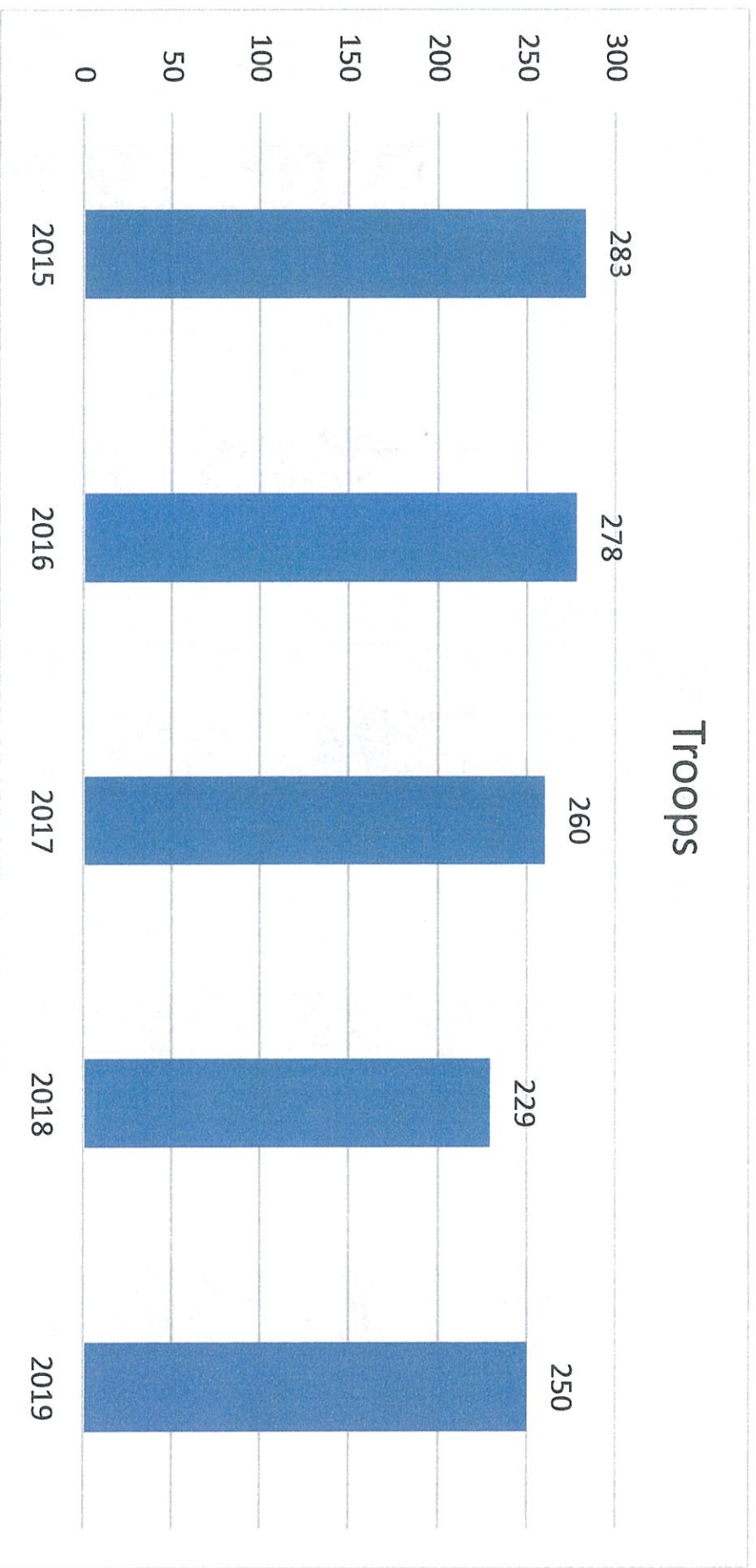
LHC

Scouts BSA



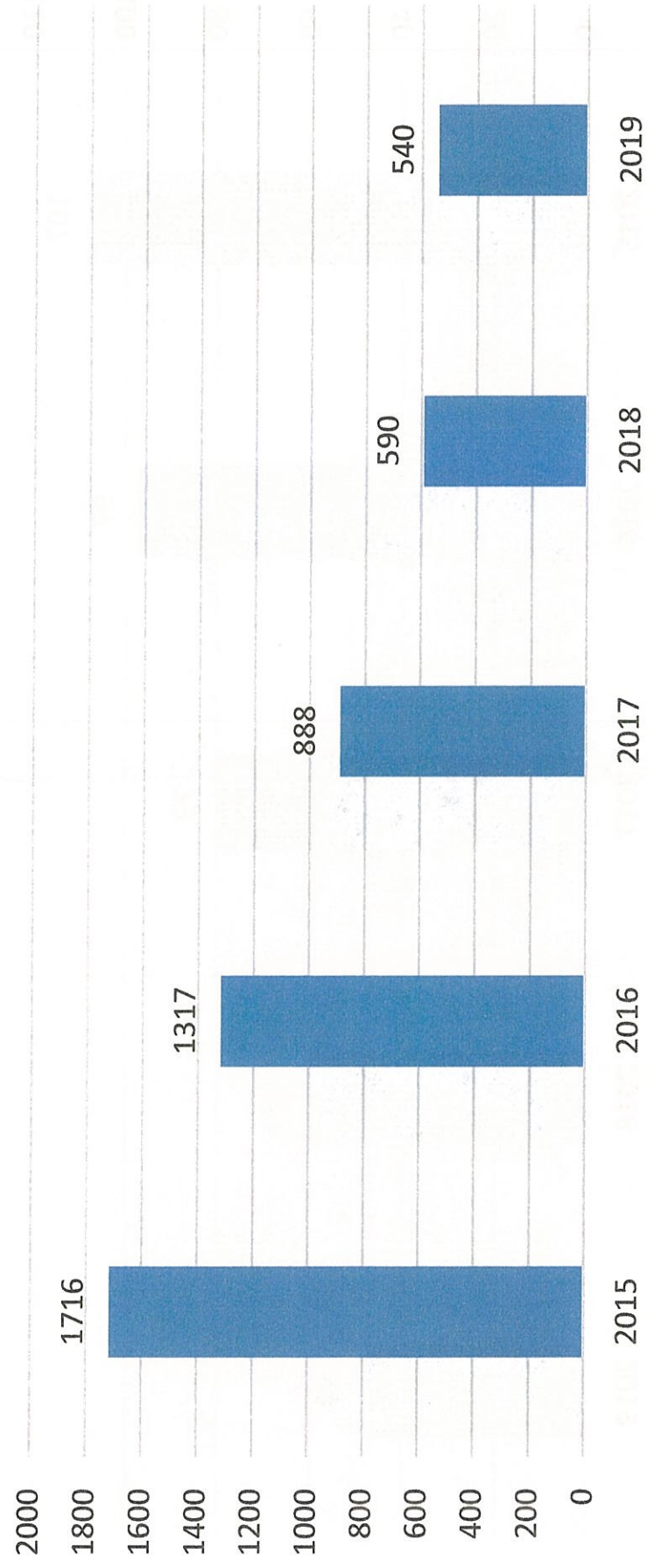
LHC

Troops



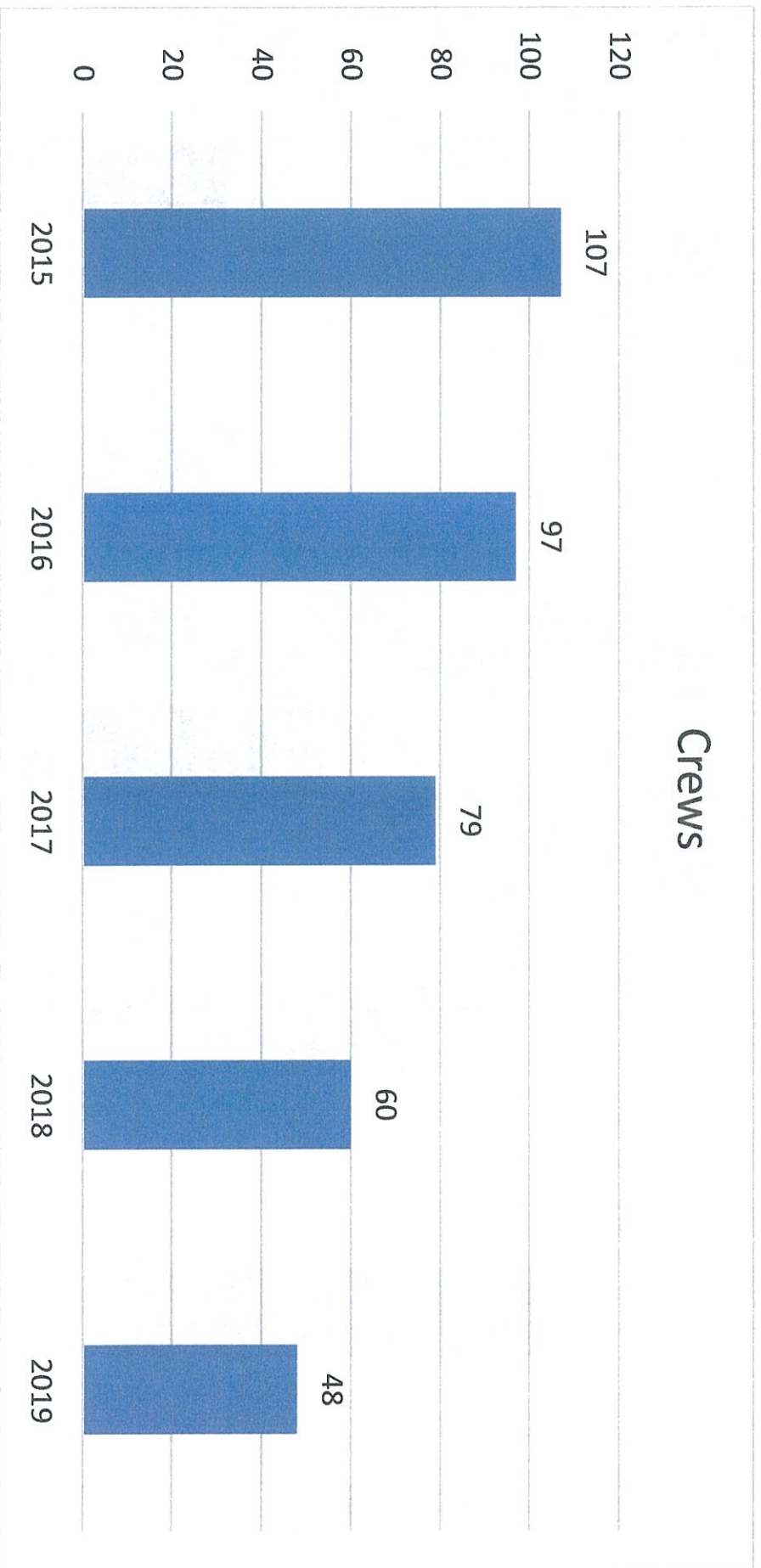
LHC

Venturers



LHC

Crews



LHC

Total Trad. Members



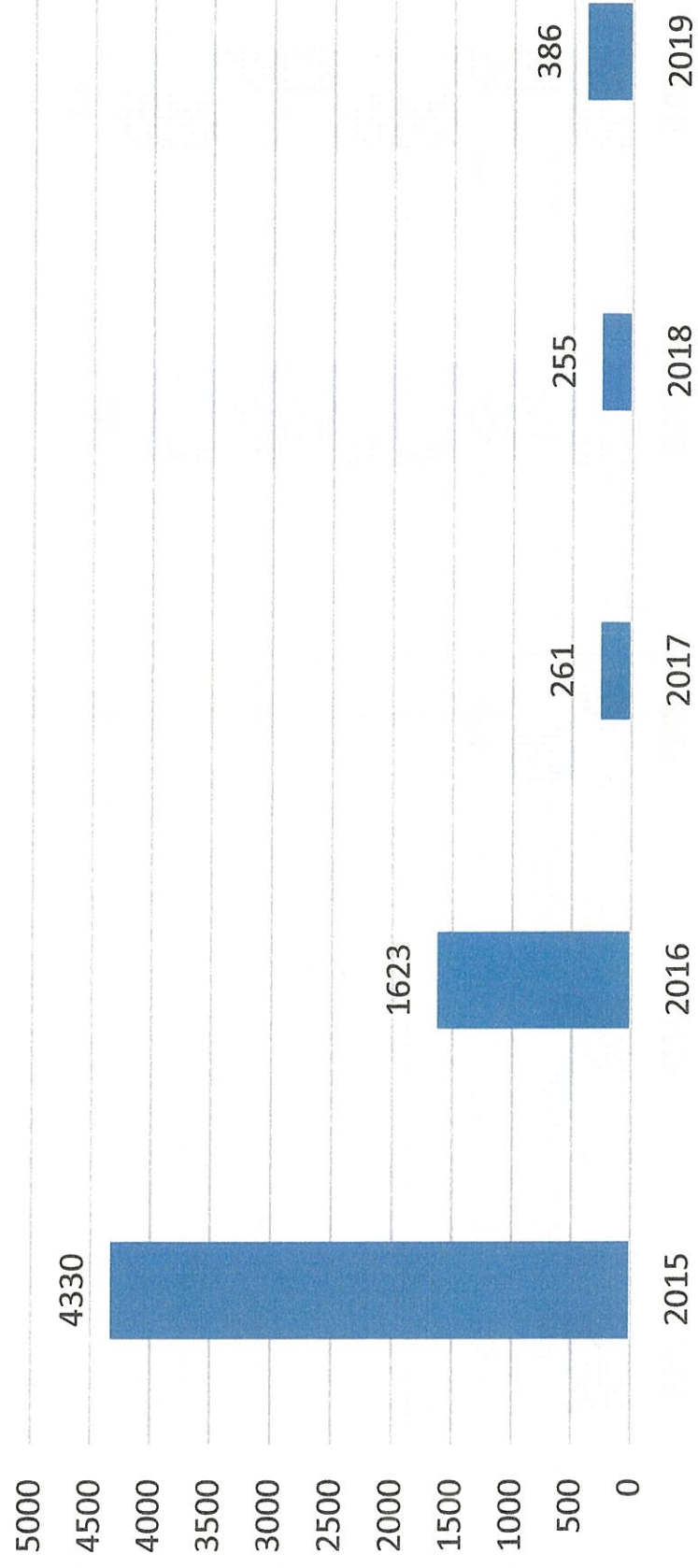
LHC

Total Trad. Units



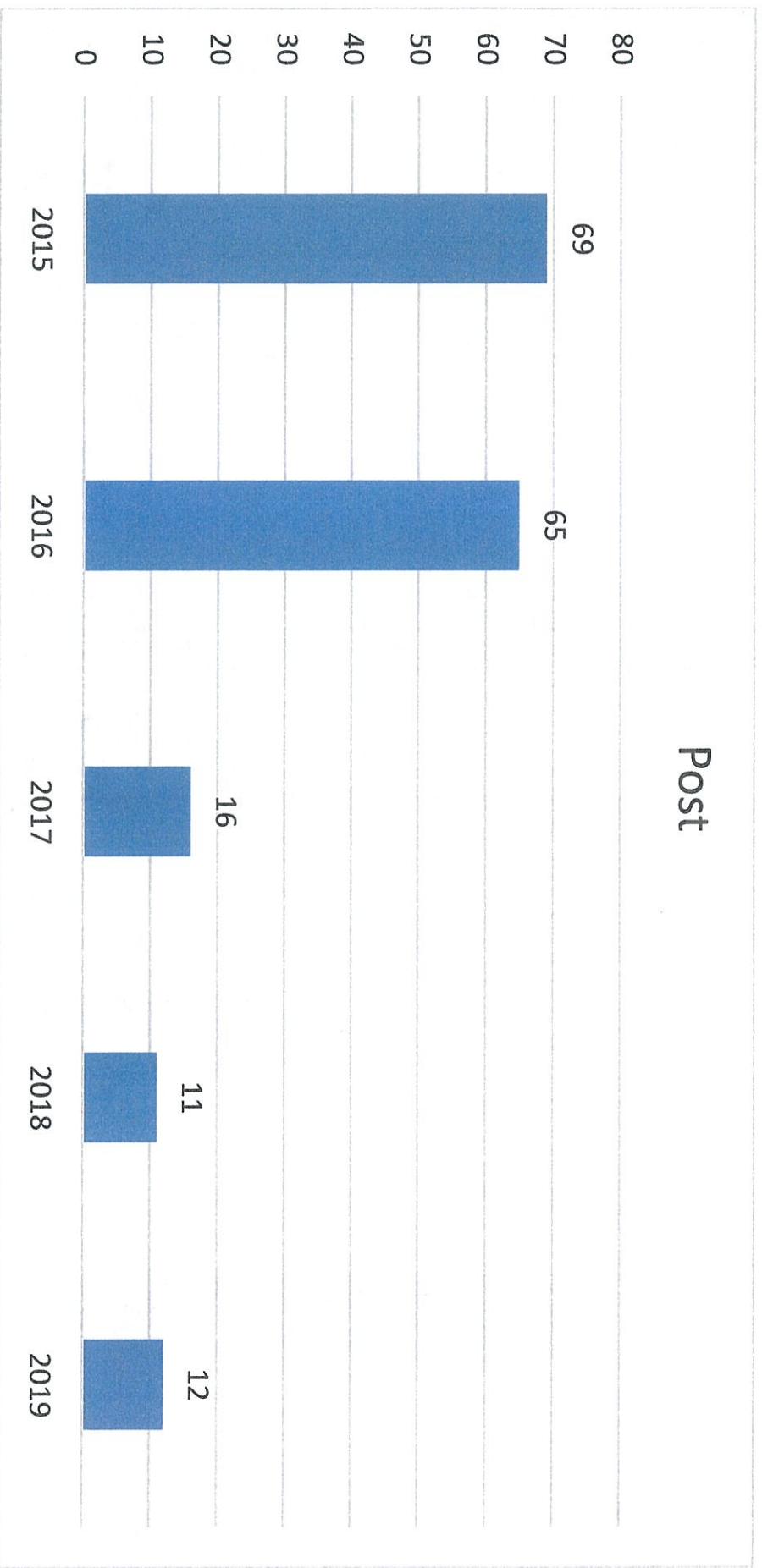
LHC

Explorers

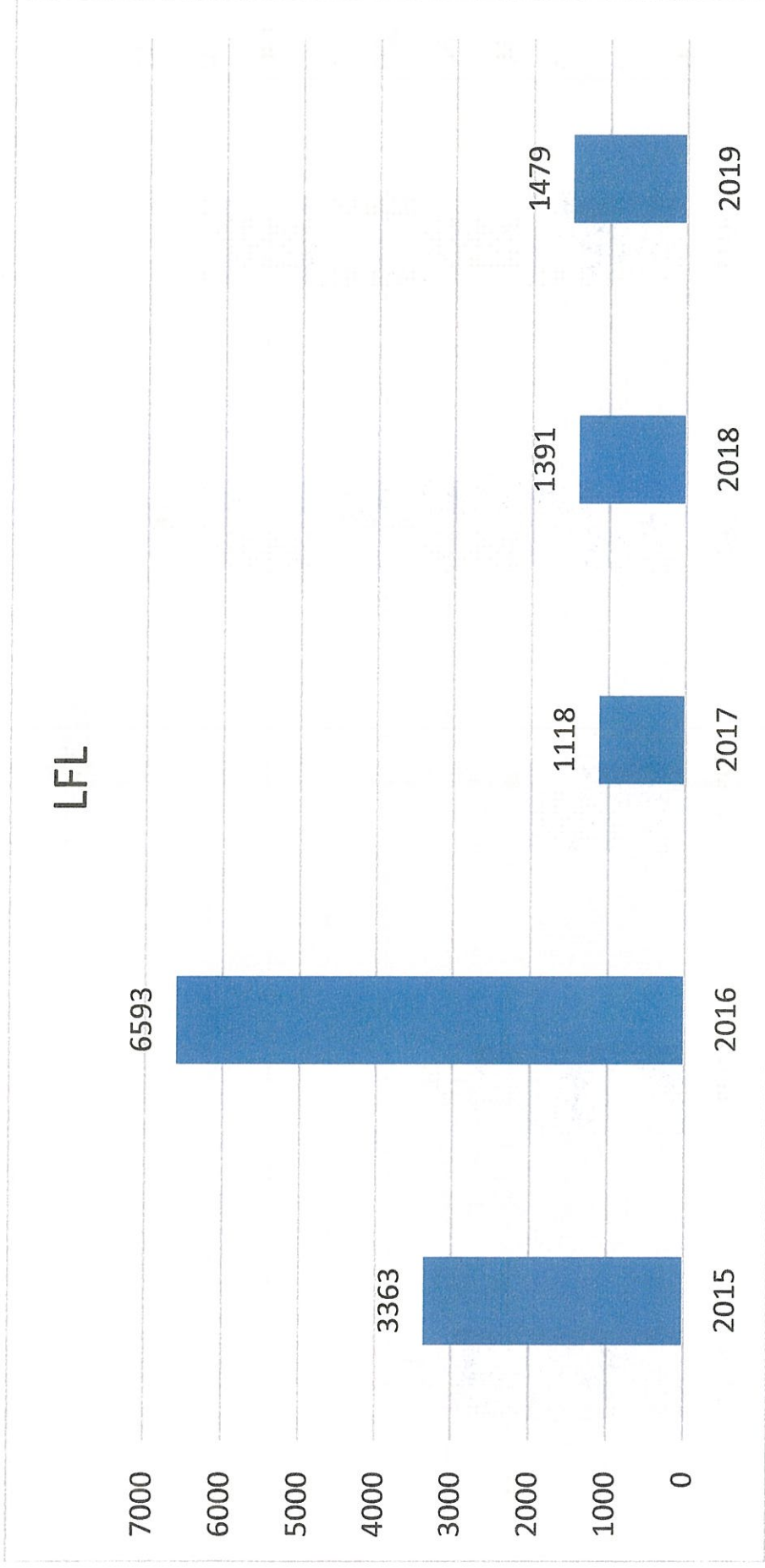


LHC

Post

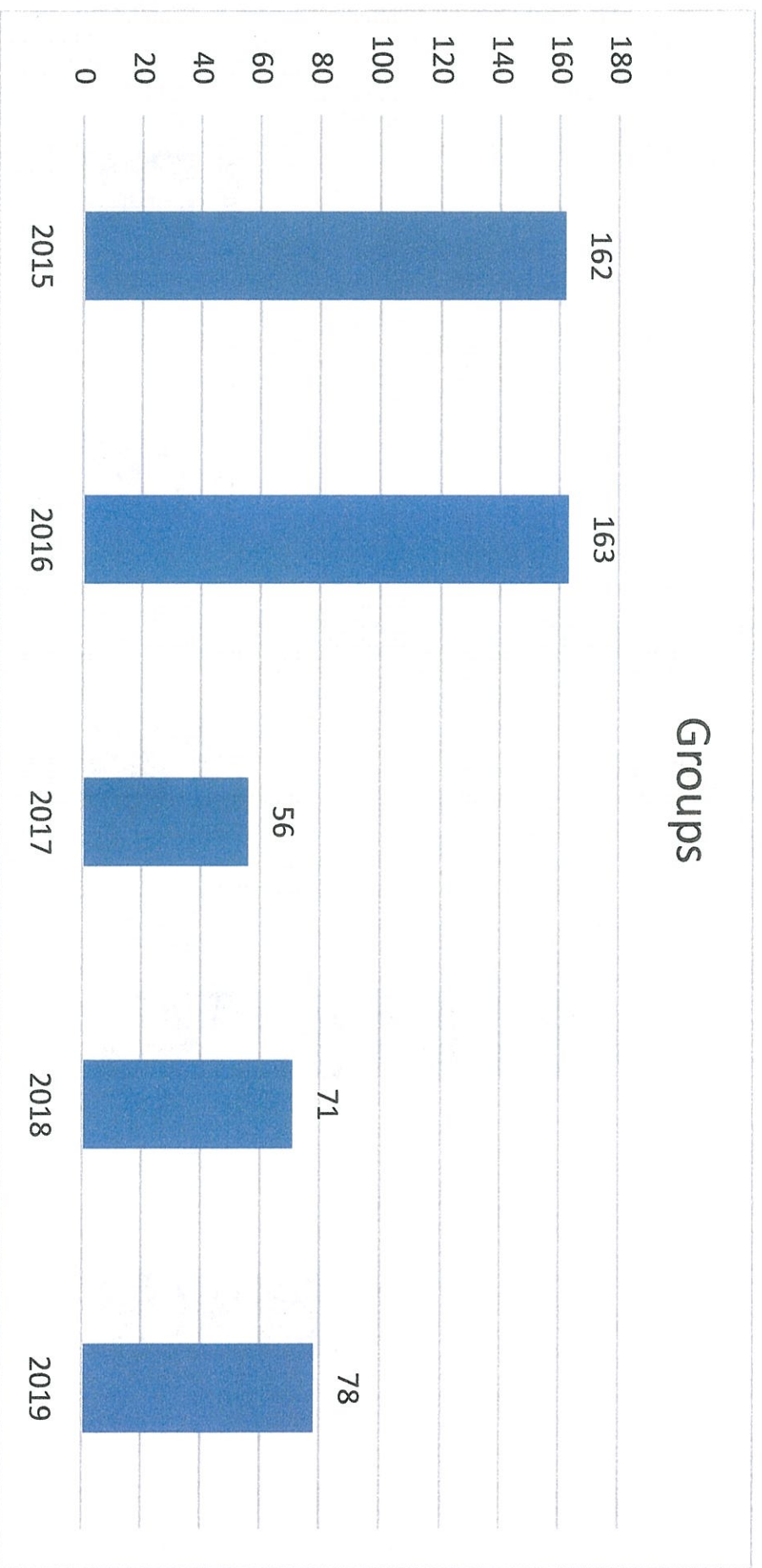


LHC

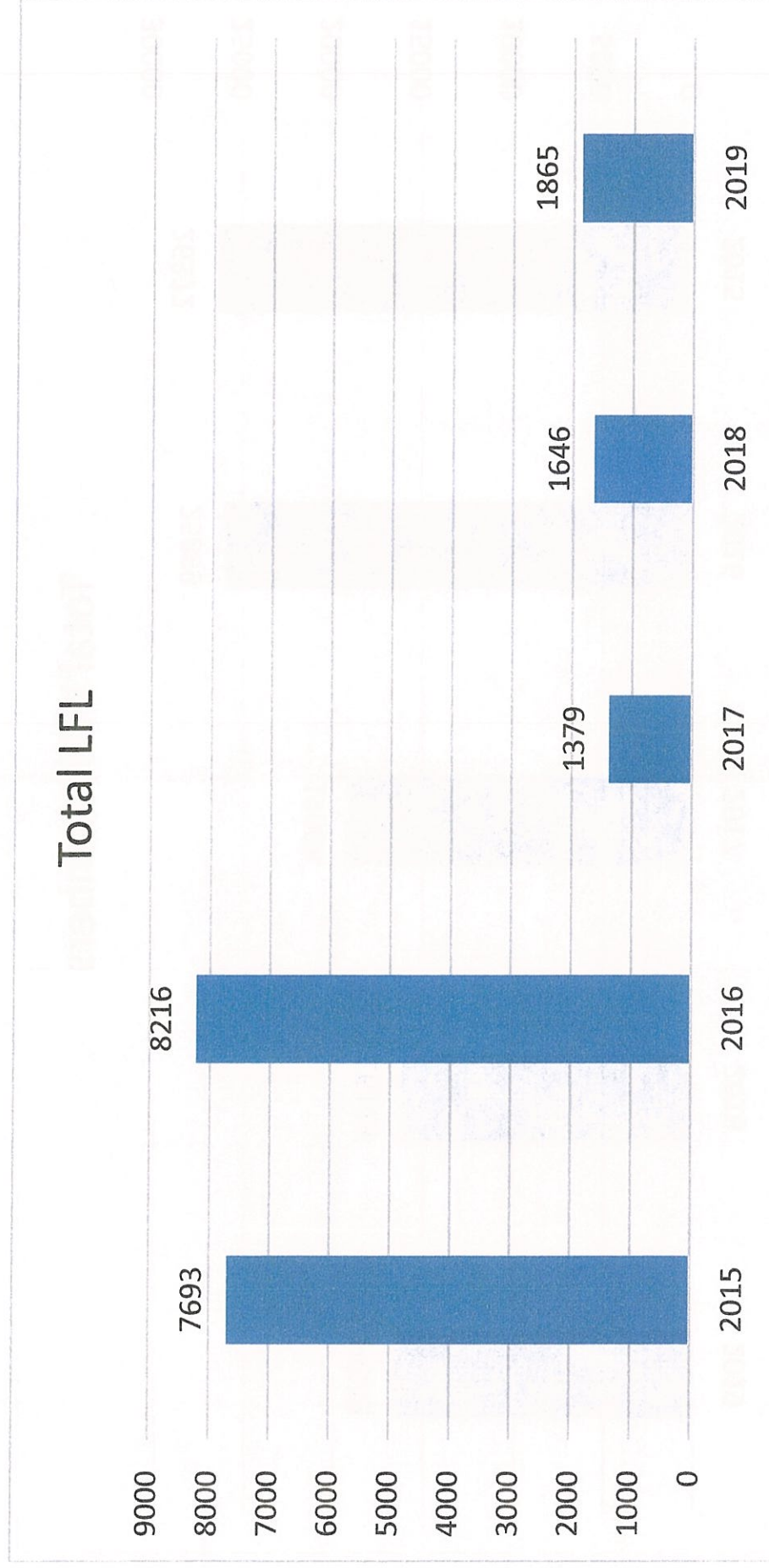


LHC

Groups



LHC



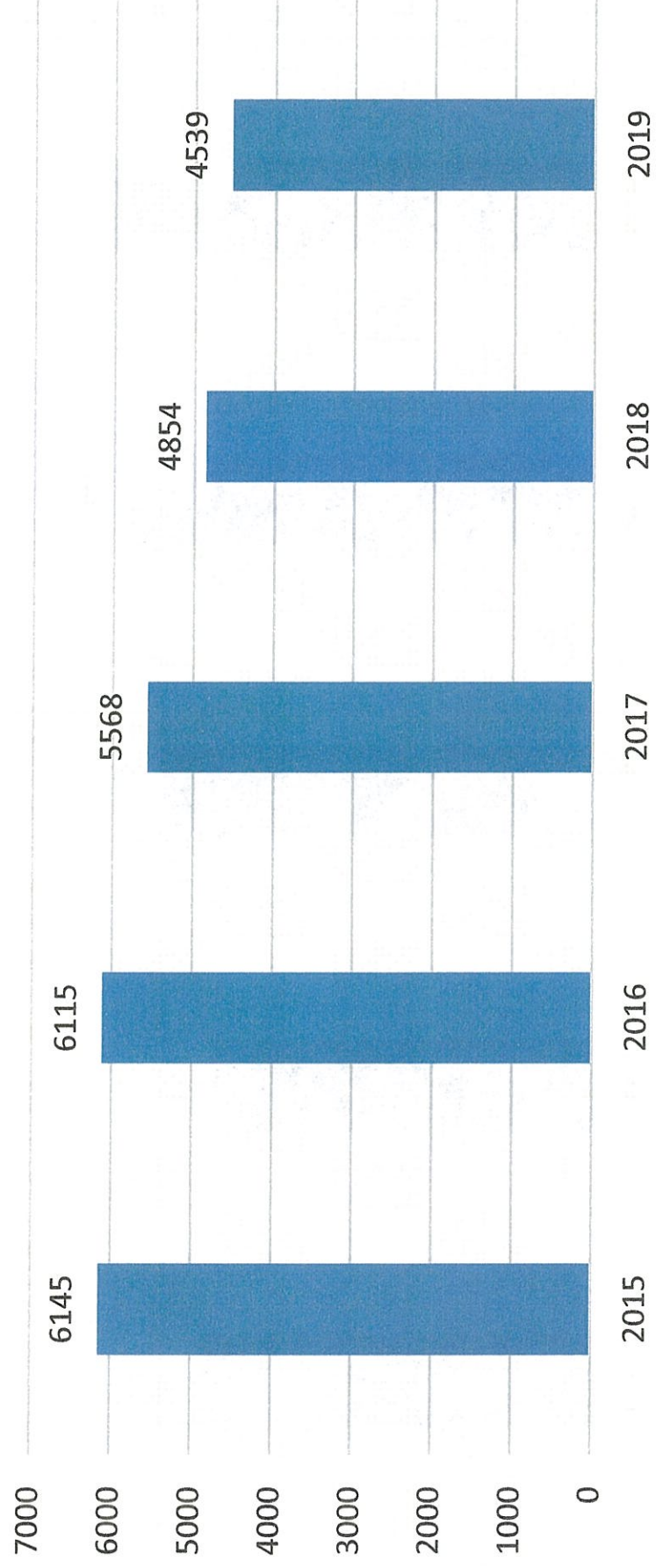
LHC

Total YTH Members



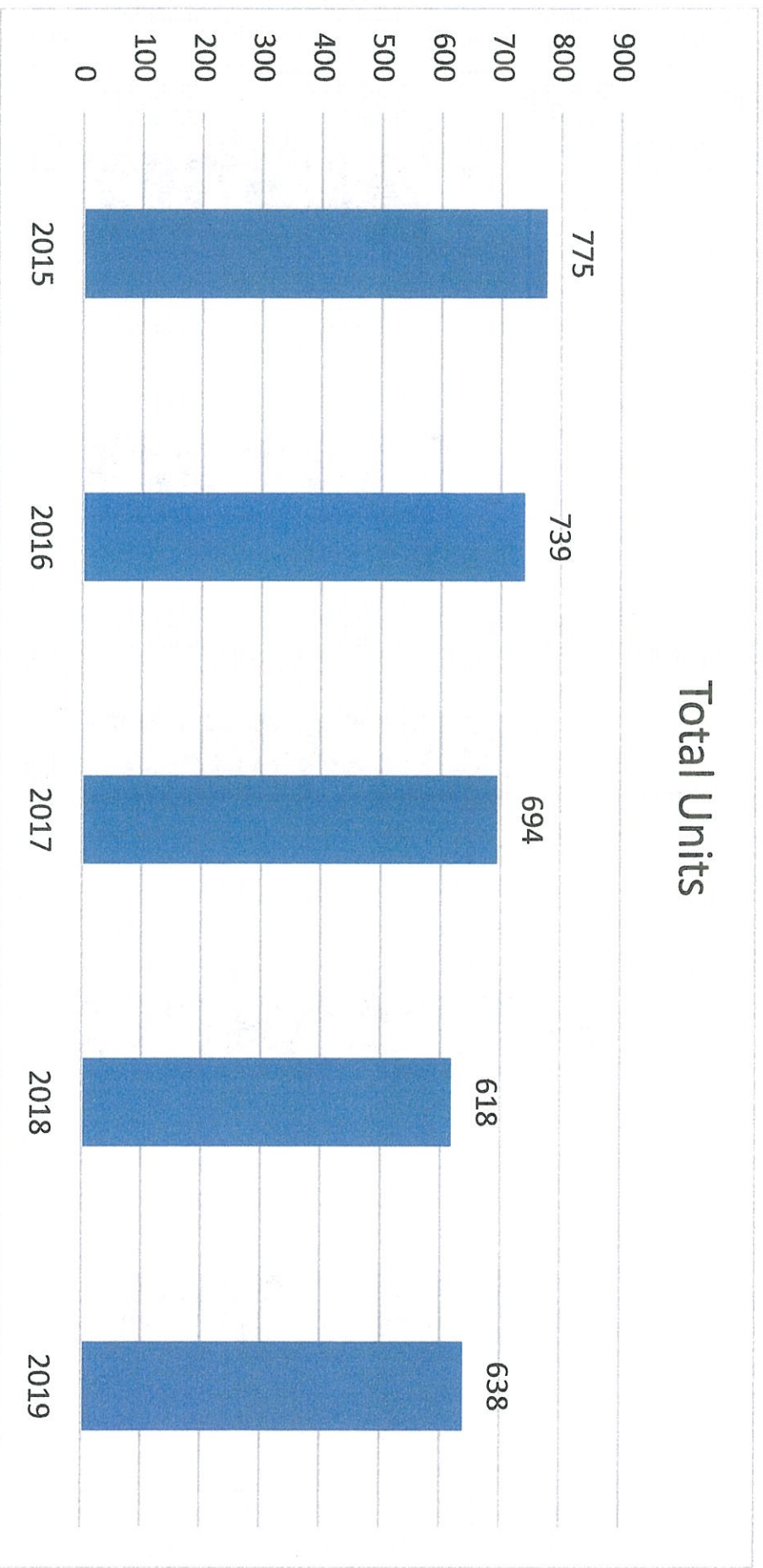
LHC

Trad. Registered Adults



LHC

Total Units



Lincoln Heritage Council Scout BSA Camping	2015	2016	2017	2018	2019
Scouts Attending Camp (in council out of Council totals)	2,213	2,126	2,054	1,942	1,680
Registered Scout BSA Members (6/30)	4,440	4,449	4,257	3,854	3,880
% Scouts attending a Scout BSA Summer camp	49.8%	47.8%	48.2%	50.4%	43.3%
Difference vs Year before	-1.5%	-2.1%	0.5%	2.1%	-7.1%

Lincoln Heritage Council Cub Scout Camping	2015	2016	2017	2018	2019
Scouts Attending Camp	1,605	1,615	1,760	1,789	1,403
Registered CUB SCOUTS(including Webelos) Members (6/30)	6,874	6,966	7,074	6,142	5,643
% Scouts attending a summer camp	23.3%	23.2%	24.9%	29.1%	24.9%
Difference vs Year before	0.1%	-0.2%	1.7%	4.2%	-4.3%

National Cub Scout Camping		2017	2018	2019
Scouts Attending Camp (day, cub resident, webelos resident camp)		309,827	297,175	240,859
Registered CUB SCOUTS(including Webelos) Members (6/30)		879,579	851,445	856,520
% Scouts attending a summer camp		35.2%	34.9%	28.1%
Difference vs Year before		-1.5%	-0.3%	-6.8%
Southern Region Cub Scout Camping		2017	2018	2019
Scouts Attending Camp (day, cub resident, webelos resident camp)		58,087	55,727	51,580
Registered CUB SCOUTS(including Webelos) Members (6/30)		246,569	236,668	242,986
% Scouts attending a summer camp		23.6%	23.5%	21.2%
Difference vs Year before		-2.0%	0.0%	-2.3%
Area 6 Southern Region Cub Scout Camping		2017	2018	2019
Scouts Attending Camp		6,259	5,990	5,422
Registered CUB SCOUTS(including Webelos) Members (6/30)		28,364	27,371	27,296
% Scouts attending a summer camp		22.1%	21.9%	19.9%
Difference vs Year before		-5.8%	-0.2%	-2.0%
Lincoln Heritage Council Cub Scout Camping		2017	2018	2019
Scouts Attending Camp		1,760	1,789	1,403
Registered CUB SCOUTS(including Webelos) Members (6/30)		7,074	6,142	5,643
% Scouts attending a summer camp		24.9%	29.1%	24.9%
Difference vs Year before		1.7%	4.2%	-4.3%

data collected locally by Sarah Flowers

data collected off the national camping report

National Scout BSA Camping	2017	2018	2019
Scouts Attending Camp (in council out of Council totals)	354,877	341,309	305,389
Registered Scout BSA Members (6/30)	735,590	743,867	754,007
% Scouts attending a Scout BSA Summer camp	48.2%	45.9%	40.5%
Difference vs Year before	-0.1%	-2.4%	-5.4%

Southern Region Scout BSA Camping	2017	2018	2019
Scouts Attending Camp (in council out of Council totals)	94,760	90,515	87,954
Registered Scout BSA Members (6/30)	182,731	174,498	172,963
% Scouts attending a Scout BSA Summer camp	51.9%	51.9%	50.9%
Difference vs Year before	-1.9%	0.0%	-1.0%

Area 6 Scouter Region Scout BSA Camping	2017	2018	2019
Scouts Attending Camp (in council out of Council totals)	9,945	9,460	9,038
Registered Scout BSA Members (6/30)	18,361	17,367	16,971
% Scouts attending a Scout BSA Summer camp	54.2%	54.5%	53.3%
Difference vs Year before	-0.8%	0.3%	-1.2%

Lincoln Heritage Council Scout BSA Camping	2017	2018	2019
Scouts Attending Camp (in council out of Council totals)	2,054	1,942	1,705
Registered Scout BSA Members (6/30)	4,257	3,854	3,880
% Scouts attending a Scout BSA Summer camp	48.2%	50.4%	43.9%
Difference vs Year before	0.5%	2.1%	-6.4%

data collected locally by Sarah Flowers
data collected off the national camping report

Camp Attendance History by District

Day Camp												
District				2017			2018			2019		
	2014	2015	2016	Cub Members as of June 30	Day Camp 2017	% of Cubs attending Day Camp	Cub Members as of June 30	Day Camp 2018	% of Cubs attending Day Camp	Cub Members as of June 30	Day Camp 2019	% of Cubs attending Day Camp
Audubon	86	65	55	569	63	11%	399	44	11%	365	52	14%
Four Rivers	44	43	42	705	38	5%	553	36	7%	471	61	13%
Tecumseh	28	57	59	346	92	27%	340	79	23%	314	24	8%
Wapiti	53	95	50	479	82	17%	367	83	23%	428	47	11%
Lincoln Trail	112	155	177	955	192	20%	827	230	28%	638	167	26%
SA Total	323	415	383	3054	467	15%	2486	472	19%	2216	351	16%
Iroquois	108	102	112	836	139	17%	789	130	16%	635	133	21%
Cherokee	114	107	98	718	122	17%	634	110	17%	634	103	16%
Lewis and Clark	271	244	259	981	291	30%	800	296	37%	693	225	32%
Dan Boone	193	185	166	707	161	23%	624	171	27%	604	108	18%
Seneca	77	104	135	741	132	18%	735	114	16%	745	76	10%
SA Total	763	742	770	3983	845	21%	3582	821	23%	3311	645	19%
Outreach							74			106		
Council Total	1086	1157	1153	7037	1312	19%	6068	1293	21%	5633	996	18%

Cub Resident Camp										
District	2017			2018			2019			Difference 2018 vs 2019
	Cub Members as of June 30	Cub Resident Camp attendance	% of Cubs attending Cub Resident Camp	Cub Members as of June 30	Cub Resident Camp attendance	% of Cubs attending Cub Resident Camp	Cub Members as of June 30	Cub Resident Camp attendance	% of Cubs attending Cub Resident Camp	
Audubon	569	2	0.351%	399	1	0.251%	365	7	1.918%	1.667%
Four Rivers	705	7	0.993%	553	3	0.542%	471	6	1.274%	0.731%
Tecumseh	346	0	0.000%	340	5	1.471%	314	1	0.318%	-1.152%
Wapiti	479	4	0.835%	367	4	1.090%	428	5	1.168%	0.078%
Lincoln Trail	955	19	1.990%	827	17	2.056%	638	13	2.038%	-0.018%
SA Total	3054	32	1.048%	2486	30	1.207%	2216	32	1.444%	0.237%
Iroquois	836	6	0.718%	789	27	3.422%	635	13	2.047%	-1.375%
Cherokee	981	35	3.568%	800	28	3.500%	634	38	5.994%	2.494%
Lewis and Clark	707	8	1.132%	624	8	1.282%	693	7	1.010%	-0.272%
Dan Boone	741	9	1.215%	735	12	1.633%	604	16	2.649%	1.016%
Seneca	3265	12	0.368%	2948	4	0.136%	745	6	0.805%	0.670%
SA Total	6319	70	1.108%	5434	79	1.454%	3311	80	2.416%	0.962%
Outreach				74		0.000%	106		0.000%	0.000%
Council Total	9373	102	1.088%	7994	109	1.364%	5633	112	1.988%	0.625%

District	2017			2018			2019			
	Cub Members as of June 30	Cub Resident Camp attendance	% of Cubs attending Cub Resident Camp	Cub Members as of June 30	Cub Resident Camp attendance	% of Cubs attending Cub Resident Camp	Cub Members as of June 30	Cub Resident Camp attendance	% of Cubs attending Cub Resident Camp	Difference 2018 vs 2019
Audubon	569	2	0.351%	399	1	0.251%	365	7	1.918%	1.667%
Four Rivers	705	7	0.993%	553	3	0.542%	471	6	1.274%	0.731%
Tecumseh	346	0	0.000%	340	5	1.471%	314	1	0.318%	-1.152%
Wapiti	479	4	0.835%	367	4	1.090%	428	5	1.168%	0.078%
Lincoln Trail	955	19	1.990%	827	17	2.056%	638	13	2.038%	-0.018%
SA Total	3054	32	1.048%	2486	30	1.207%	2216	32	1.444%	0.237%
Iroquois	836	6	0.718%	789	27	3.422%	635	13	2.047%	-1.375%
Cherokee	981	35	3.568%	800	28	3.500%	634	38	5.994%	2.494%
Lewis and Clark	707	8	1.132%	624	8	1.282%	693	7	1.010%	-0.272%
Dan Boone	741	9	1.215%	735	12	1.633%	604	16	2.649%	1.016%
Seneca	3265	12	0.368%	2948	4	0.136%	745	6	0.805%	0.670%
SA Total	6319	70	1.108%	5434	79	1.454%	3311	80	2.416%	0.962%
Outreach				74		0.000%	106		0.000%	0.000%
Council Total	9373	102	1.088%	7994	109	1.364%	5633	112	1.988%	0.625%

Webelos Resident Camp										
District	2017			2018			2019			
	Webelos Members as of June 30	Webelos Camp 2017	% of webelos attending Webelos Camp	Webelos Members as of June 30	Webelos Camp 2018	% of webelos attending Webelos Camp	Webelos Members as of June 30	Webelos Camp 2019	% of webelos attending Webelos Camp	Difference 2018 vs 2019
Audubon	251	3	1%	170	6	4%	150	9	6%	2%
Four Rivers	243	7	3%	250	9	4%	254	10	4%	0%
Tecumseh	145	5	3%	167	12	7%	153	10	7%	-1%
Wapiti	185	1	1%	160	9	6%	174	5	3%	-3%
Lincoln Trail	388	40	10%	391	28	7%	308	45	15%	7%
SA Total	1212	56	5%	1138	64	6%	1039	79	8%	2%
Iroquois	382	67	18%	353	74	21%	290	45	16%	-5%
Cherokee	314	46	15%	293	53	18%	288	51	18%	0%
Lewis and Clark	413	39	9%	331	78	24%	314	58	18%	-5%
Dan Boone	327	50	15%	301	56	19%	262	22	8%	-10%
Seneca	359	31	9%	305	38	12%	321	31	10%	-3%
SA Total	1795	233	13%	1583	299	19%	1475	207	14%	-5%
Council Total	3007	289	10%	2721	363	13%	2514	286	11%	-2%



BOY SCOUTS
OF AMERICA®

LINCOLN HERITAGE COUNCIL

2020 Community FOS Event Schedule

Leadership Luncheon for Scouting

Tuesday, March 10, 2020
Galt House Hotel
Speakers John Hackworth & Oscar Jimenez

Bullitt

Thursday, April 9, 2020
Paroquet Springs Conference Center
Honoring Gary McGruder

Paducah

Tuesday, April 14, 2020
First Baptist Paducah
Speaker Judge Shea Nickle

Hopkinsville

Tuesday, April 14, 2020
Casey Jones Distillery

Hardin/LaRue

Thursday, April 16, 2020
Grace Heartland Church
Honoring Dennis Johnson

Shelby

Monday, April 20, 2020
Claudia Sanders Dinner House
Honoring Leon Mooneyhan

Nelson

Tuesday, April 21, 2020
Bardstown Country Club
Speaker Mitch Barnhart

Taylor

Thursday, April 23, 2020
Campbellsville University
Speaker Dr. Ben Angel

Meade

Friday, April 24, 2020
Doe Valley
Honoring Carl Austin

Barren

Thursday, May 14, 2020
TJ Samson Community Pavillion
Speaker Dennis Garrison

For more information or to reserve your space for one of these events, please contact your District Executive or contact James Lennon at 502-361-2624 or james.lennon@scouting.org



BOY SCOUTS OF AMERICA®

LINCOLN HERITAGE COUNCIL

2020 Special Event Schedule

The Lincoln Heritage Council is excited to host several special events this year. These events provide an opportunity to celebrate and share the tremendous impact of Scouting's programs while engaging new individuals throughout the community.

Leadership Luncheon for Scouting

Tuesday, March 10, 2020

The Galt House Hotel

Sporting Clays Auction

Thursday, May 14, 2020

Location TBD

Sporting Clays Classic

Friday, May 15 and Saturday, May 16, 2020

Steel Tech Merwin J. Ray Range (Eminence, KY)

Patriot Ride

Sunday, September 20, 2020

Harley-Davidson of Louisville

Fleur-De-Lis Fling!

Friday, September 25, 2020

The Refinery

Kentuckiana Golf Classic

Friday, October 16, 2020

Harmony Landing Country Club

Louisville Donor Appreciation Reception

November 2020

Location TBD

Western Service Area Donor Appreciation Reception

November 2020

Location TBD

For more information or to reserve your space for one of these events,
please contact James Lennon at 502-361-2624 or james.lennon@scouting.org