

Lincoln Heritage Council

Cub Scouts in Space Cub-O-Ree

September 23-25, 2022

\$20 for Scouts Camping (\$10 for adults) \$15 for a Day Pass



Map and Directions to:

Camp Tunnel Mill
3913 Tunnel Mill Rd
Charlestown IN 47111



From Louisville (on 65):

- Go North on Interstate 65 to Exit 6 (I-265)
- Take Exit 10 onto Indiana 62 East
- Continue for 8 miles to Monroe St.
- Turn left onto Monroe St.
- Continue .4 of a mile to Tunnel Mill Rd.
- Turn right on Tunnel Mill Rd.
- Continue for 4 miles, Camp entrance is on the left.

From Louisville (East End Bridge):

- Go North on 265 across the Lewis and Clark Bridge.
- Take Exit 10 onto Indiana 62 East
- Continue for 8 miles to Monroe St.
- Turn left onto Monroe St.
- Continue .4 of a mile to Tunnel Mill Rd.
- Turn right on Tunnel Mill Rd.
- Continue for 4 miles, Camp entrance is on the left.

Schedule of Events


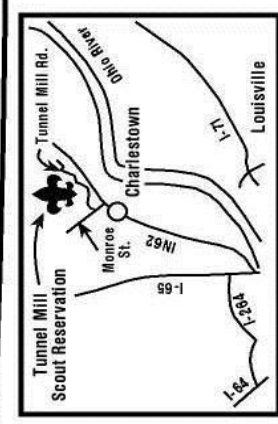
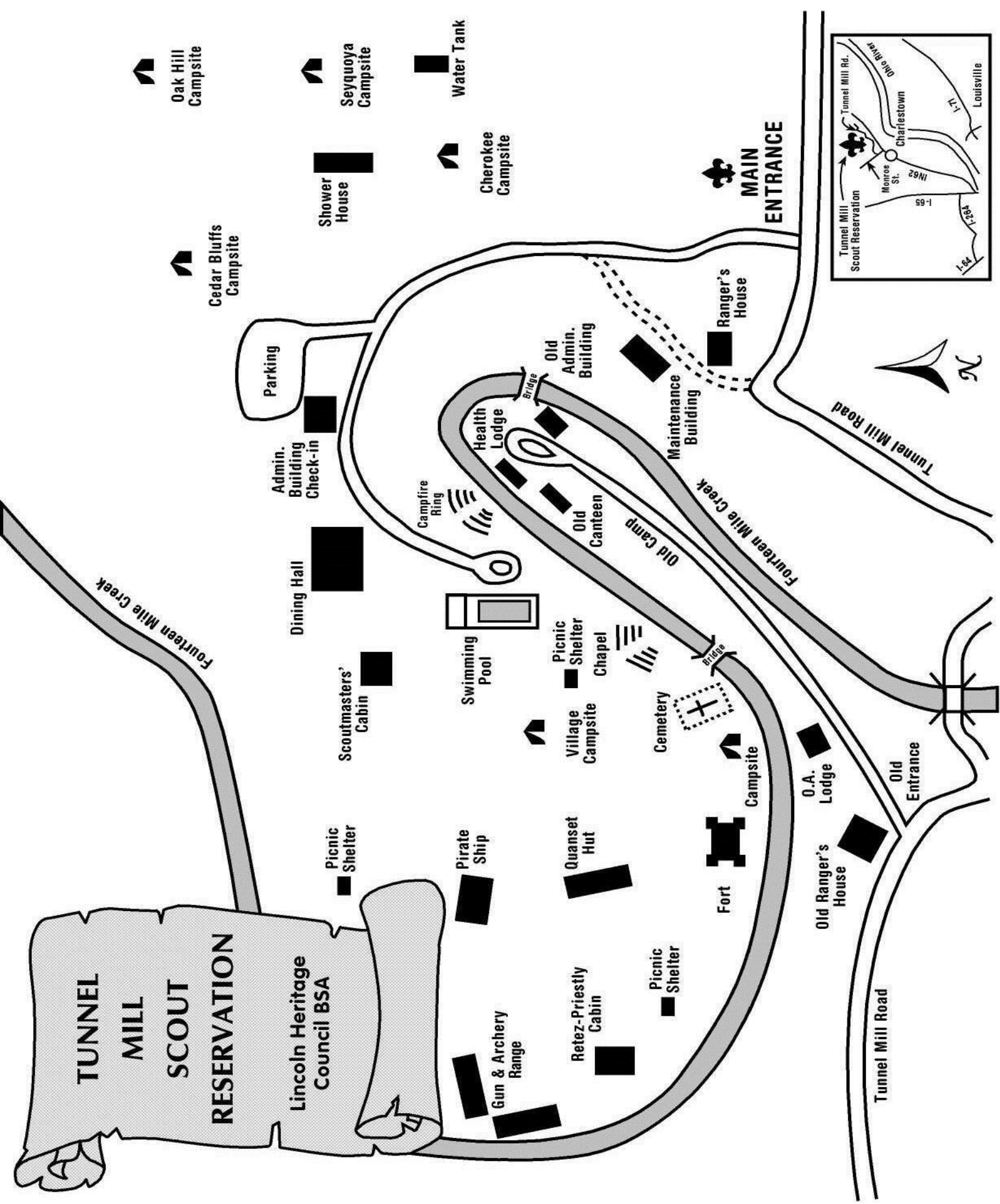
Units should **NOT** arrive before the scheduled arrival time. Upon arrival, units will need to check in at the **(insert check-in location here)**. All schedules are subject to change before or during the event.

Friday	
Time	Event
7:00pm	Early Check-in
9:00pm	Early Check-in ends
10:30pm	Bedtime
Saturday	
Time	Event
7:00am	Reville
7:30am	Check-in
9:00am	Opening Flags
9:15am	Events Begin
12:00pm	Lunch
1:00pm	Events Resume
5:00pm	Events End
5:15pm	Closing Flags
6:00pm	Dinner
7:30pm	Campfire
9:00pm	Star-gazing
11:00pm	Bedtime
Sunday	
Time	Event
10:00am	Check-out

All campsites MUST be cleaned before leaving camp. Before leaving, check in with the admin building to have a campsite inspection.

TUNNEL MILL SCOUT RESERVATION

Lincoln Heritage Council BSA



Unit Preparation for Camp

If your unit follows the steps listed below, the process of preparing everyone for an enjoyable experience at Camp Tunnel Mill should go smoothly. **REMEMBER THAT YOU ARE PROVIDING YOUR OWN FOOD FOR THIS WEEKEND.**

Upon Receiving the Leader's Guide:

- Inform or remind all Scouts and parents of the camp dates
- Recruit two or more adult leaders to spend the weekend with your unit
- Note payment dates to ensure your Pack gets the best price
- Consider unit providing adults to help run the event

Finalizing plans for the outing:

- Give final notice to all Scouts and parents about plans for attending camp
- See that all Scouts and Adults have a current medical form
- Arrange for your transportation to and from camp
- Ensure all your Scout's families have the information on the weekend
- Arrange payments through your unit or each person
- Register online at www.lhcbsa.org. Registration will be through Tentaroo

One week before Camp:

- Review Schedule with your Scouts and families
- Double-check medical and health history
- Prepare the unit/patrol equipment to bring to camp
- Inspect each Scout's personal gear- we could get snow, so be prepared!
- Finalize transportation arrangements to and from camp
- Review the Guide to Safe Scouting and Camp Regulations with leadership

What to Bring to Camp

Please distribute copies of this page to each Scout. Camping will be in your own tents.

Personal Gear:

Scout Uniform and Handbook
T-shirts
Pants
Socks and Underwear
Footwear (waterproof)
Warm Clothes, hat, and gloves (for winter activities)
Sleeping bag /Sleeping pad
Toilet Kit (toothbrush, towel, soap, etc)
Water bottle or canteen
Personal mess kits
Flashlight (extra batteries)
Pen and paper
Walking Stave (optional)
Pocket Knife (If you have your Whittling Chip or Totin Chip card)
Watch (Optional)
Sunglasses (Optional)
Tent (If your unit doesn't have one for you)
Be Prepared for the weather (Continue to check the report on the news the week before you arrive)

What not to bring to Camp:

Bikes, Roller Blades or Skates, Skateboards
Sheath Knives, Butterfly Knives
Fireworks
Electronic devices

Unit equipment list: *(This is a suggested list. You may want/need to bring additional items for your Pack.)*

Tents and ground cloths
Unit flag and American Flag
Patrol/Den Flags
Leader's Handbook
Lanterns, stoves and fuel *No white gas
Water Containers/Water Coolers
Fire Extinguisher
Dining Fly, Poles, Rope
Ax and Camp Saw
Garbage bags

Tunnel Mill Camp Policies and Procedures

Anyone participating in this event will be expected to follow BSA National Guidelines as outlined in the Guide to Safe Scouting.

The Law is the Rule: Everyone is expected to abide by the Boy Scout Law, Oath, and Slogan.

Buddy System: Everyone will use the Buddy System. Pairs for Safety. Adults/ Leaders should be notified before Scouts leave their campsites. Cubs may not have a single buddy of the opposite gender.

Camp Security: All visitors to the camp must stop at the admin building or other communicated location and check-in. Upon conclusion of their visit, guests will sign out so that camp administration will know who is on camp property at all times.

Alcoholic Beverages and Illegal Substances: will not be tolerated and are against BSA policy. Possession or use will result in immediate dismissal from camp.

Smoking and Tobacco: BSA guidelines require a smoke-free, tobacco free, vaping free environment for our Scouts. If you must smoke, vape, or use smokeless tobacco, please do so out of sight of youth participants, youth staff, and not inside any buildings. Please “field dress” your butts and dispose of them properly remembering the ever-present danger of forest fires.

Vehicles: The Health and Safety Committee along with the Camping Committee has established a written policy and procedure of vehicles in camp.

- NO vehicles will be allowed to remain in campsites without pre-approval from camp administration.
- Weather permitting, trailers will be allowed in campsites. However, vehicles used to pull trailers need to be moved back to designated parking lots.
- One person per seatbelt and they must be worn. No riding in truck beds. No RV's, ATV's, golf carts or generators. Only Staff carts are permitted.

Parking: Park in designated parking areas only. Unit leaders need to help enforce this policy.

No Plumbing Available: During winter/cold months. Water for drinking and cooking will be available at the Dining Hall or Administration Building. During warmer months the water around latrines is available throughout camp.

Campsites: Do not cut trees. Bring your own Indiana DNR approved firewood, charcoal or collect dead wood from the downed trees. No pit/trench fires, there are fire rings provided. Never leave a campfire unattended, especially when going to bed. ***All campfires should be extinguished according to BSA guidelines.*** Please make sure before leaving on Sunday that your campsite is completely cleaned up and all campfires are completely extinguished.

Uniforms: Field uniform also known as a “Class A” uniform should be worn at the closing ceremony in the Dining Hall. Activity uniform also known as a “Class B” (Scouting appropriate) T-shirts are permitted during all other event activities

Camp: Follow BSA guidelines for camping:

- Walk, do not run, within your campsite
- Remember tent stakes and tie-downs
- Closed-toed shoes must be worn at all times
- Stay out of the creek
- Do not ditch or trench your tent
- Leave no Trace
- Trash your trash. It should be removed from all campsites
- No pets or bikes
- Do not enter another unit’s campsite without permission
- NO GROUND FIRES (Fires inside designated pits are okay)
- Follow BSA regulations according to fuels. Keep open flames out of and away from tents

Knives, Hatchets, Axes, Chainsaws or Firearms: No firearms are permitted at Camp. No chainsaws are permitted. No fixed blade, sheath or survival knives are permitted. Folding or pocketknives are permitted by those Scouts that have earned their Whittlin’ Chip or Totin Chip. Axes and Bow Saws are only permitted in ax yards of Scouts BSA Troops / Venture Crews.

First Aid: There will be a medical officer stationed on camp. All medical treatment or emergencies should be directed to the health officer. Minor First-aid treatment can be given in the campsite if First-aid items are available.

Camp Emergencies: If there is an emergency, there will be 3 long blasts of the air horn and everyone should rally in the Dining Hall. Once the emergency has passed, campers will be given instructions on where to go next. Campers should remain in the Dining Hall until the “All Clear” signal has been given. Leaders should review these procedures with their campers.

Trash: Your trash must be taken to the dumpster. No trash should remain in campsites overnight; there are skunks and raccoons that will visit your unit if trash is not removed.

Cleanup/Check-out: When your unit is ready to leave we ask that you please clean up your area and leave it the same or better than you found it. Please take everything with you. Trash can be dropped in the dumpster as you leave camp. ½ an hour before your unit is ready to leave camp, send 2 runners to Camp Admin.

Youth Protection: Camp, Leaders, parents, and staff are expected to adhere to all Youth Protection Guidelines. For more information regarding Scouting’s Youth protection policy, go to:

<https://www.scouting.org/health-and-safety/youth-protection/>

Activity Specific Information

On Saturday, leave enough time to either check in or cook breakfast in a campsite. We will start the event at 9 am at the flagpoles in front of the Scoutmaster's Cabin. After a short flag ceremony and introduction, all participants are dismissed to explore the program loop and interact with any activity they find interesting. Here's a list of planned activities/areas that Scouts can check out.

- Shooting Sports
- Special Guest Speakers
- Canoeing (must be accompanied by an adult)
- Constellation identification
- Shelter building on Mars
- Finding your way by the stars (orienteering)
- Nature hike
- Bounce floor
- Astronaut accessory assembling (crafts)
- Asteroid navigation (obstacle course)
- Skit/song practice

Although the capacity of each area varies, all the events listed are first come, first served – If you happen to see an area that is filled up or struggling, please help the staff out in any way you can.

Please remember to bring your own meals. We will have time set aside for meals throughout the day.

The events will end and Scouts will be directed to the flag poles where evening flags will take place.

All Packs that attend the campfire are welcome to show off a skit or song for the camp!

Refund Policy:

Refunds: A refund will be made to an individual or group that cancels program attendance/registration, less a 15% administrative charge as long as a written request is made at least 30 days prior to a council or district program/activity.

No refunds will be given to an individual or group that cancels program attendance/registration within 30 days of a scheduled council or district program/activity. Exceptions for medical situations or family emergencies can be made but must be submitted in writing within 7 days after the program/activity.

Fees are transferable to other Scouts but not refundable. All requests for refunds must be submitted in writing with a copy of the receipt or canceled check.

Questions? Contact the following:

Event Chair:

Jeffrey Vessels

jevessels@gmail.com

District Program Chair:

Kris Hampton

Kristina.hampton@yahoo.com

District Executive:

Jonathan Barfield

Jonathan.Barfield@scouting.org