

# 2017


## Cub Scout Resident Camp Den Leader's Manual




**A Complete Guide for Seeking Your  
Fortunes and How to Experience Webelos,  
Cub, Combined and Family Camps**

**Revised 2017**

Follow us on

 Twitter: @LHCCSSC

 Facebook: TMR Webelos and Cub Scout Resident Camps

 Instagram: tunnelmill\_wrc

# Contents

Communication from the Territorial Governor of California.....	3
What is Cub Scout Resident Camp?.....	4
Daily Program.....	6
Camp Dates and Fees.....	8
Camp Schedules.....	9
Camp Addresses, Camp Mail, and Social Media.....	11
Directions to Tunnel Mill Reservation and Roy C Manchester .....	12
Camp Orientation Meetings.....	13
Pack Parent’s Pre-Camp Meeting: .....	14
Check-In Procedures.....	15
Webelos Resident Camp Check-in Procedures.....	16
Cub Resident Camp Check-in Procedures.....	17
Adults at Camp.....	18
General Policies and Procedures .....	18
What <i>Not</i> to Bring.....	22
What to Bring .....	23

## **Communication from the Territorial Governor of California:**

Greetings and Salutations, young adventurers and fortune seekers!

I want to welcome you to California and to the hills of gold that we have to offer. This year, 2017, will be a great time for your Scouts to experience adventure and the great outdoors at our camps. This is a guide to those camps and will help to provide you with all that you need to know to bring your Scouts to camp. Inside you will find information about the program, cost, deadlines, how to prepare for the trip, and what to expect when you get there.

The program is experiencing its 25<sup>th</sup> birthday this year, and in the tradition of 25 summers of Scouting's best, we have a fantastic plan for your Scouts to have the unique outdoor experience which is essential to the Scouting program. This summer we have assembled yet another great and energetic staff to provide programming that ties the vision of Baden Powell with the era's best programming for our 21<sup>st</sup> century youth. Our program will be the best tool for you to continue your Scout's growth in the program and transition them to the Boy Scout Summer Camp that they will be attending sooner than you may want to admit.

New this year is an exciting opportunity for the family to experience our camp. As is our tradition in Scouting, the Family is a key part of the Cub Scout program and we are excited to offer the program to all members of the family. This program will provide an opportunity for families to take a Scouting Vacation where we do the planning for you. It's like an all-inclusive resort, if it were run by Scouts for other Scouts to enjoy.

As a Scout Leader I know that you have many tools you can use to shape the Scouts you work with. Resident Camp is a very important tool in that tool box, one that you should pull out this year and promote in your unit. Scouting is after all, 2/3's 'outing'; let us be your outing this summer.

Yours in Scouting,

Benjamin Vonderschmitt  
Camp Director  
Cub Scout Gold Rush  
2017 Resident Camp

# What is Cub Scout Resident Camp?

The overall goal of Cub Scout Resident Camp is to provide an outstanding overnight camping experience in which Scouts will make memories to last a lifetime; the rest is gravy. While staying true to the foundational aims and methods of Scouting, we provide a program designed to support advancement and adventure while maintaining a safe and fun environment.

Each version of camp offers a unique program for its target ages. Here we will describe some of the overall commonalities between the programs as well as note the differences for the Cub Scout, Webelos Scout, and Combined Sessions.

**Camp Staff-** Each camp is staffed by a volunteer staff consisting of adults, Venturers, and Boy Scouts ages 14 and over. The staff is trained in order to provide the program to the Scouts at the highest level possible. The staff is also trained to maintain camp and its safety during inclement weather and other emergency events. Staff will provide your Scouts with age-appropriate programming that will both challenge and excite them. Each staff member is a registered member of the Boy Scouts of America and shares in the ideals and principles of camp. Those areas which require specific qualifications are staffed by highly trained and certified individuals who are qualified to supervise your Scouts for those activities.

**Campsite Living-** Cub Scout Resident Camp is staged in the outdoors and camping is a key component of the program. Little under half of a Scout's time will be spent in the camp sites and in the tents. During any given session you can expect to share campsites with up to 30 other Scouts and their parents and/or leaders. Each site has a limited amount of space and consideration should be given to this fact when packing. Adults MUST sleep separately from Scouts except for a parent who attends with his or her own child. National youth protection guidelines require that no adult should ever be in a tent with a youth who is not their own child. Male and female adults may only share a tent if they are legally married.

\*\*\*At **Tunnel Mill Reservation** and **Roy C Manchester**, tents will not be provided and participants should provide appropriate tenting for their needs\*\*\*

**Uniforms-** Each paying participant, youth and adult, will be provided with a camp T-shirt on day one that may and should be worn during activities. When not wearing the provided T-shirt, everyone should be dressed in Scouting related or Scouting appropriate T-shirts.

All persons on camp property are expected to be dressed in an appropriate manner consistent with Scouting's values. Short shorts, halter tops, open toe shoes, hee-ies, and crocs are not allowed on camp. All persons on camp should be wearing shoes and socks along with a shirt to avoid injury. Exceptions are made for shower facilities and during swimming time.

On several occasions during camp, Scouting's official uniform may be worn as a respect to the program and/or our Nation's colors. These include evening flags, chapel, closing campfire, and flag retirement ceremonies. This is not a requirement but is a preferred standard of dress and is optional for participants. No neckerchief is required for the uniform while at camp.

**Camp spirit-** While at camp, Scouts and leaders are expected to exhibit good Scout spirit. This will be exhibited through cheers and songs and through volunteerism while at camp. Camp spirit helps to build strong friendships that your Scouts will cherish for years to come. Awards may be given to those who show strong camp spirit.

**Fishing-** Fishing will be offered both as a free time activity and a program activity at camp. Feel free to bring your own fishing gear and bait for free time. Program equipment will be available for use only during registered fishing times. Cane poles are always available, additional rods and reels might also be available.

**Special Activities-** Several times throughout camp, Scouts will be given the opportunity to participate in special activities. These will include campfires, teambuilding exercises, campsite bonding activities, and for Webelos: family night festivities.

**Rainy day activities-** When it rains during the program hours, or really any hours at all, program will continue. Some of the program areas may resort to different program during periods of rain while others are able to continue under shelter. Severe weather will likely send the camp to shelters (the dining hall) for the safety of all. When camp is sheltering due to storms, staff will provide songs, skits, and other activities to help pass the time. Leaders should consider bringing decks of cards (regular playing cards, Old Maid, Go Fish, Phase 10, etc) which your Scouts enjoy playing. Please know that written emergency procedures are in place for severe weather events.

**Trading Post-** Each camp has a trading post with souvenirs, snacks, drinks, supplies, and Scout items. Items bought at the trading post are often cherished for years to come. The trading post accepts both cash and credit cards for your convenience. Visitor meal tickets and family night dinner meal tickets may be purchased here. Ice will also be available in limited quantities at the trading post for campers. The trading post will be open throughout the entirety of camp and offers Scouts the opportunity to manage their money. While Scouts receive enough food in the dining hall, it is part of the camp experience to shop for treats. Because Scouts have the opportunity to buy Scouting merchandise at this trading post, we recommend Scouts bring up to \$50 for use in the trading post.

# Daily Program

## **Webelos Camp-**

As offered in in the last few years, Morning Classes have returned for this year's camping sessions. The Scouts will get the opportunity to choose from a variety of programs which will be run on Day 2 and Day 3 mornings. The complete list of offerings will be available in the March and the sign-ups will be available after the Early Bird Deadline.

For the afternoon program, Scouts will rotate through the traditional program areas which include: Scout Skills, Aquatics, Nature/Sports, Shooting Sports, and STEM. They will follow along with the program group (often their campsites) for this round-robin rotation over the two days, traveling through the five areas plus a Free Session to prepare for their Campfire Skit to be performed on family night.

Evening activities will provide the Scouts an opportunity to mingle within their campsite and with Scouts from other packs. Day one campfire, the opening campfire, will be a highly choreographed staff provided campfire with songs and skits. On Day two the Staff will host activities in the Camping areas. Day three campfire will be part of the family night festivities and will include skits and songs which will be provided by the Scouts.

Overall the Webelos Program is designed to provide a steppingstone program between the Cub Resident Camp and Boy Scout Summer Camp programs. The program this year allows for a mixture of free and structured program allowing the Scouts to customize their camp experience while maintaining enough structure to provide support for their growing minds and bodies. Webelos Resident Camp is an essential part of the Scouting program and will be one of the cornerstones of your son's memories of Scouting.

## **Family/Cub Camp -**

Cub Camp is designed to be a smaller more intimate version of its Webelos Camp brother. While a day shorter, Cub Camp packs the same level of activity and energy into its program. The program is based on a free schedule of events on day two which provide your Scout with the opportunity to do many Scouting and outdoor activities. The popular programs of archery, BBs, aquatics, and fishing are scheduled to provide the best possible program for your Scout. A schedule of events will be provided by the staff on the first day you arrive.

The camp starts off with a bang for the opening campfire provided by the staff. Skits and songs along with staff antics are sure to get your Scout laughing. Day Two evening sees the return of the traditional movie where we will watch a movie in or dining hall. Throughout the camp you will have the opportunity to bond with your Scout while learning new things and experiencing all that Scouting has to offer. This will be the highlight of your summer and will be cherished by you and your Scout for years to come.

Family camp is the same Cub program but allows for the whole family to join. Siblings, Cub Scout age and above, will be able to participate in the program and experience camp together as a family.

### **Combined Resident Camp-**

Combined Camp offers the unique opportunity for both Cubs and Webelos to be at Resident Camp together. Many parts of the traditional Cub and Webelos Camp program are put together in order to help parents taking off days from work and provide a distinctive occasion for Scouting. Webelos will receive focused programming for their activity badges while Cub Scouts get the same sampling they normally do at the Cub Camp program. Evening programs include campfires by both the staff and participants, as well as field activities.

*This year, the Combined Session is only available at Roy C Manchester.*

**Family Night Dinner-** Families are invited to join us the third night of each **Webelos** session for dinner and to stay through the campfire that evening.

Important Info to know:

- Please arrive no earlier than 5:30 pm.
- All visitors must check in and out at the Administration building.
- Meal cost is \$8.00 for all meals and begins around 6 pm.
- Campfire program is at about 7:30 p.m. (local camp time-EST) to which the entire family is invited. This activity is scheduled to end at approximately 9:30 p.m. (local camp time-EST)
- PARENTS SHOULD NOT TAKE THEIR SCOUTS HOME AT THIS TIME. Leaders, please stress this point with your parents.
- PETS ARE NOT ALLOWED ON CAMP PROPERTY.
- Electronic Cigarettes and Tobacco products of all kinds are not allowed to be used in front of any youth, this includes many staff members.
- Visitors should dress appropriately for participating in outdoor activities. Please be advised that camp has a rugged terrain and may be difficult for those with mobility issues to navigate. Open-toed shoes are discouraged. (No Flip-Flops)
- It is also advised that visitors bring a flashlight as it may be dark when they leave camp.

## Camp Dates and Fees

Camp Type	Camp Location	Dates
<b>Webelos Camp 1</b>	Tunnel Mill	June 22-25
<b>Webelos Camp 2</b>	Tunnel Mill	June 29-July 2
<b>Webelos Camp 3</b>	Tunnel Mill	July 6-9
<b>Cub Camp 1</b>	Tunnel Mill	July 14-16
<b>Family Camp</b>	Tunnel Mill	July 21-23
<b>Combined Camp</b>	Roy C Manchester	July 20-23

An Additional Weekend of Webelos or Cub may be available July 27-31 at TMR

Registration Type or Fee	Price
Cub/Family Camp Early Bird Registration	\$115
Cub/Family Camp Regular Registration	\$135
Includes One Child-Parent team	
Cub/Family Camp Additional Child/Sibling	\$75
Cub/Family Camp Additional Adult	\$50
Webelos Scout Early Bird Registration	\$145
Webelos Scout Regular Registration	\$165
Webelos Adult Registration	\$70
Extra Shirt	\$8
Visitor Meal	\$8
Late Payment	\$20
For Registrations submitted after June 1 <sup>st</sup> .	
Second Trip Cub Resident Camp Registration Discount	-\$20
Available to those who attend a Webelos Camp and come-back with their Cub Scout to Cub Camp. (TMR Only)	
Leaders Bring 80% or more of the Den Receive a free Adult Registration	

## Refunds and Financial Aid

### Refunds:

All Fees are transferable. Requests for refunds must be made in writing no later than 30 days prior to your session. No refunds will be given for cancellations within the 30 day time window. Exceptions may be made for family/medical emergencies. Exceptions must be submitted in writing within 7 days of your session. All refund requests must include a copy of the receipt or cancelled check. All refunds will be returned less a 15% administrative charge.

### Financial Aid:

Identify Scouts who may need financial aid early. Utilize Council and Unit fundraisers such as Camp Cards and Popcorn sales. Camperships are available for Lincoln Heritage Council Scouts only, applications are available at the Scout Service Center and on the web site [www.lhcbasa.org](http://www.lhcbasa.org) and are limited to those whose families qualify. Camperships are given on a first come-first served basis, so applications should be completed and turned in as early as possible, no later than March 31st.



# Camp Schedules

Schedule may change before the start of camp, changes will be minor but this will allow you to know what to expect while at camp. While at camp you will be provided with an updated schedule and you should use that one during camp. Combined Camp's schedule will be available later in the year.

## Cub Camp

Day 1	Day 2	Day 3
	7:00 Reveille	8:30 Reveille
	7:15 Late Med Check/Swim Test	9:15 Breakfast
Camp Closed	7:30 Breakfast	10:00 Camp Closing
	8:25 Flag Ceremony	10:15-11:30 Break Camp
	8:45-9:45 Session 1	11:30 Camp Closed
1:00	10:00-11:00 Session 2	
Check-in starts	11:15-12:15 Session 3	
	12:30-1:15 Lunch	
1:30-5:30	1:15-1:45 Rest Period	
Campsite Setup	Staff/Parent Game	
Swim Tests	2:00-2:50 Session 4	
Camp Tour	3:00-3:50 Session 5	
Special Activities	4:00-4:50 Session 6	
5:30-6:30 Campwide Games	5:00-5:50 Session 7	
	6:15 Flags "A"	
6:30 Dinner	6:30 Dinner	
7:25 Flag Ceremony "A"	7:30 Return to Camp	
7:45 Chapel		
8:30 Campfire	9:00 Movie	
9:00 Return to Camp		
10:00 TAPS/Quiet Time	11:00 TAPS/Quiet Time	

## Webelos Camp

Day 1	Day 2	Day 3	Day 4
Camp Closed	7:00 Reveille 7:15 Water Call 7:30-8:20 Breakfast 8:25 Flag Ceremony 8:55-9:35 Session 1 8:40 Leaders Meeting at Flag Poles	7:00 Reveille 7:15 Water Call 7:30-8:20 Breakfast 8:25 Flag Ceremony 8:55-9:35 Session 1 8:40 Leaders Meeting at Flag Poles	7:30 Reveille 8:00 Breakfast 8:45 Camp Closing 9:00-10:00 Pack Up and Check Out All Units Should Plan to Be off-site by 10:00 AM.
10:00 Check-in Med Checks, Camp Tours, & Dining Hall Orientation. Swim Tests at assigned times. Set up your campsite as time permits.	9:40-10:20 Session 2 10:25-11:05 Session 3 11:10-11:50 Session 4 12:00-12:40 Lunch 12:45-1:15 Rest Period 1:25-2:35 Rotation Session 1 2:40-3:50 Rotation Session 2 3:55-5:05 Rotation Session 3 5:05-6:10 Free Time 6:00 Water Call 6:00 Flag Ceremony "A"	9:40-10:20 Session 2 10:25-11:05 Session 3 11:10-11:50 Session 4 12:00-12:40 Lunch 12:45-1:15 Rest Period 1:25-2:35 Rotation Session 1 2:40-3:50 Rotation Session 2 3:55-5:05 Rotation Session 3 5:05-6:10 Free Time 6:15 Flag Ceremony "A" 6:25 Family Night Dinner	
5:00 Pack Bonding in Campsites	2:40-3:50 Rotation Session 2 3:55-5:05 Rotation Session 3 5:05-6:10 Free Time	2:40-3:50 Rotation Session 2 3:55-5:05 Rotation Session 3 5:05-6:10 Free Time	
5:15 Leader's Meeting at The Dining Hall	6:00 Water Call	6:15 Flag Ceremony "A"	
6:15 Water Call (Adults)	6:00 Flag Ceremony "A"	6:25 Family Night Dinner	
6:30 Dinner	6:15-7:15 Dinner	7:15 Songfest Idol	
7:25 Flag Ceremony "A"	7:30 Return to Camp	7:35 Closing Campfire "A"	
7:45 Chapel Service "A"	8:00 Evening Activity		
8:25 Opening Campfire			
9:30 Return to Camp		9:00-9:30 Return to Camp	
10:00 TAPS/Quiet Time	10:00 TAPS/Quiet Time	10:00 TAPS/Quiet Time	

## Camp Addresses, Camp Mail, and Social Media

The Scouts love to get mail and so does the staff! Any mail needs to be sent four business days before the specific session starts. When writing to your son, please keep it positive about all the things they are experiencing at camp, being mindful of anything that might cause homesickness. If your letter isn't received while your Scout is at camp, we will do what we can to return the letter to you.

For Tunnel Mill

Scout's Name  
Pack #, Session#  
Cub (or Webelos) Resident Camp  
Tunnel Mill Scout Reservation  
3913 Tunnel Mill Road  
Charlestown, IN 47111

Tunnel Mill Camp Phone Number (812) 256-2038

For Roy C Manchester


Scout's Name  
Pack #  
Cub Scout Resident Camp  
Roy C. Manchester  
1531 Cross Road  
Benton, KY 42025

Roy C Manchester Phone Number (270) 354-8253

### Emailing your Scout-


You can email your Scout at ***Tunnel Mill*** this year. The Email address is: [TMRrescamp@gmail.com](mailto:TMRrescamp@gmail.com) . Please include your son's name, pack number, and the session number they are attending. We will print out and hand deliver your message.

### Follow us on

 Twitter: @LHCCSSC

 Facebook: TMR Webelos and Cub Scout Resident

 Camps

 Instagram: tunnelmill\_wrc

# **Directions to Tunnel Mill Reservation and Roy C Manchester**

## **Tunnel Mill Reservation**

Tunnel Mill Reservation is located 4 miles east of Charlestown, Indiana.

From 65

65N, take 6A to merge onto IN-265 E/IN-62 toward Port of Indiana

Take exit 10B for Indiana 62E toward Charlestown

Turn left onto Monroe St.

Take the 2nd right onto Tunnel Mill Rd.

Destination will be on the left (3.6 miles)

From 64

64, take exit 121 to merge onto 265 E toward 65.

Take exit 10B for Indiana 62E toward Charlestown

Turn left onto Monroe St.

Take the 2nd right onto Tunnel Mill Rd.

Destination will be on the left (3.6 miles)

## **Roy C Manchester**

Camp Roy C. Manchester is located near Benton, Kentucky.

From 65

65 to exit 91. Follow signs for Western KY Parkway.

Follow Parkway for approximately 100 miles until it becomes I-69.

Take exit 1B for I-24W which will merge to become I-24W/I-69S.

Take exit 25A for the Purchase Parkway toward Fulton

At exit 47, take US-68 toward Draffenville and Aurora

Turn left on US 68-E and then left on Cross Road

Camp will be at the end of the road.

## Camp Orientation Meetings

In order to prepare you and your Scouts for the Resident Camp experience, it is required that one of the adults from your pack, who will be attending camp, attend an orientation session, prior to camp. It is highly recommended that you attend the orientation session designed for your session as session specific information will be addressed; however, you may attend a different one if needed. Even if you have attended Cub Scout Resident Camp before, someone must still attend!

- Leaders need to bring:
- List of medical needs (electric, dietary, mobility, allergy, etc.)
- Final Roster, including Scouts and adults
- An idea of which of the check-in windows works best for your unit

Check In Windows  
 10-10:30 Window 1  
 10:45-11:15 Window 2  
 11:30-12:00 Window 3  
 12:30-1:00 Window 4  
 1:15-1:45 Window 5  
 2:00-2:30 Window 6  
 2:45-3:15 Window 7

Camp	Camp Dates	Pre Camp Leaders Meeting
Webelos Session 1	June 22-25	June 13 <sup>th</sup>
Webelos Session 2	June 29-July 2	June 20 <sup>th</sup>
Webelos Session 3	July 6-9	June 27 <sup>th</sup>
Cub and Family Camp (Both Sessions)	July 14-16, 21-23	July 5 <sup>th</sup>
Webelos Session 4	July 20-23 <sup>rd</sup>	July 11 <sup>th</sup>

Tunnel Mill Scout Reservation meetings will be at the  
 Sam Swope Scout Service Center in Louisville @ 7PM EST.  
 Roy C Manchester Meeting will be at Roy C Manchester (RCM) @ 7PM CST.  
**An online/call in attendance option will be available.**

## Pack Parent's Pre-Camp Meeting:

- Go over the "What to Bring" list as well as explain key policies from this guide. This will ensure that each individual will have what they need and know what to expect at camp.
- Let everyone know there will be at least one mile of walking each day.
- Be sure that each Scout and parent know their pack number.
- Collect pack permission slips (if applicable) for travel to and from camp.
- Make sure all youth and adults have submitted their medical forms to the council office **prior** to your session's orientation meeting and that you have a copy of them.
- Determine tent partners.
- Remind Webelos to bring a sack lunch for day one or eat lunch before they arrive.
- Coordinate transportation to and from camp.
- Plan to have your ENTIRE PACK arrive at the same time. We need everyone present for a smooth check-in.
- For Webelos camps, invite parents to Family Night. You will be asked to make reservations on the morning of your second day at camp so find out how many will be attending. You can buy the tickets when you submit your reservation or parents may pay upon their arrival. Remind them this is not the time to take their Scouts home.
- Remember, this is the only time siblings are allowed at camp. Remind them that pets are never allowed on camp property.
- If you anticipate that you will have Scouts who may become homesick, work with the parents to encourage kids to stay the entire session. To help with this issue, youth should leave cell phones at home. The goal of this camp is to provide Scouts with a positive first, extended overnight camping experience. We pride ourselves on keeping Scouts at camp for the entire session, and we are happy to assist you if your Scouts do encounter homesickness.

## Check-In Procedures

### General Procedures:

**When to Arrive** – All Scouts should plan to arrive together as a pack during their designated check-in window. Units that arrive before their designated time will be directed to wait in an overflow parking lot. If you arrive after your check-in window, your check-in process will be affected, and you may not have enough time to take a swim test on Day 1. Cub Camp participants do not have assigned times and can arrive anytime during the designated check in window.

REMINDER: National BSA Standards state that passengers may NOT be transported in the bed of a truck, trailer, or camper at any time. Each passenger in all vehicles must use a seat belt.

**What to Wear** – Scouts and leaders should come with their SWIM ATTIRE on or under their clothing.

**Medical Forms** – Upon arrival, every Scout **and adult** must have a completed medical form.

These forms were completed as part of each individual's camp application (if you have a copy, it doesn't hurt to bring one). This form must be on file before you can stay at camp. Every Scout and leader will be given a medical "re-check" upon arrival. If you have had changes in medical history since you completed the form, please be prepared to amend the form with the camp medical officer.

**Vehicles/Parking** – Upon arrival at camp, you will be directed towards your campsite and allowed to unload your gear near the entrance of your campsite. You will not be able to drive into your campsite. Please pack accordingly as you will have to carry your gear into your campsite. You will be asked to move your vehicle to a parking lot immediately after unpacking so other campers can unload their gear as well. Because parking is limited, carpool as much as possible.

**Medication:** all medications must be kept in locked storage. Bring all medications to the medical recheck. A limited number of medications for life threatening conditions may be carried at all times such as EPI pen, emergency heart medication, diabetic medication and inhalers.

**Swim Test.** BSA Aquatic regulations require anyone (youth or adult) wanting to enter the water in the swimming area must attempt the swim test, and pass the appropriate swim test for the areas they wish to swim in.

**Webelos Resident Camp Check-in Procedures** – This list serves as a general outline for check-in at Webelos Resident Camp; due to circumstances (such as weather and other issues), this list may be altered upon your arrival at camp.

1. Staff members will greet you upon arrival at the entrance to camp and give you directions. If you arrive during your check-in window, you will be directed to your appropriate campsite.
2. Meet with your Campmaster at your campsite.
3. Select your camping area.
4. Unload your gear and move it to the camping area.
5. Once gear is unloaded, all cars need to be immediately moved to designated parking areas.
6. The leader in charge needs to check in at the administration tent (if present) or building. Please look for the big sign that says "Check-in Here". The leader will receive security bracelets for both youth and adult participants to wear at all times while in camp, starting immediately after receiving the bracelets.
7. EVERYONE MUST HAVE A MEDICAL "RECHECK"

**Checklist for the Day you Leave for Camp**

Does every Webelos Scout have his lunch?

Is every Webelos Scout wearing his swim trunks?

Does every Webelos Scout have someone picking him up when camp is over?

Do you have a copy of your camp roster and medical forms?

Do the Scouts understand the importance of the buddy system while at camp?

Does each Webelos Scout have his spending money for the camp trading post?

Does everyone have a tent and a buddy?



**Cub Resident Camp Check-in Procedures** – This list serves as a general outline for check-in at Cub Resident Camp; due to circumstances (such as weather and other issues), this list may be altered upon your arrival at camp.

1. Staff members will greet you upon arrival.
2. Meet with your Campmaster at your campsite.
3. Select your camping area.
4. Unload your gear and move it to the camping area.
5. Once gear is unloaded, all cars need to be immediately moved to designated parking areas.
6. On the way back up to camp, parent/child teams will check-in at the Administration building. In the administration building you will receive a leader's guide, schedule, camp shirts, security bracelets, and medical recheck.
7. Afterwards, you can return to set up camp, get your swim checks (on the hour and half hour), get a camp tour (on the :15 and :45s), or enjoy some lazy time under a tree.

**Checklist for the day you leave for camp**

Does every Cub Scout have his lunch?

Is every Cub Scout wearing his swim trunks?

Do you have a copy of your camp roster and medical forms?

Do the Scouts understand the importance of the buddy system while at camp?

Does each Cub Scout have his spending money for the camp trading post?

Does everyone have a tent?

## Adults at Camp

All Scouts, leaders, and staff will show Scout Spirit while at camp. The Scout Oath and the Scout Law are the camp guidelines.

**Youth Protection** – Please review BSA youth protection guidelines found in the Guide to Safe Scouting. All registered adults must have up-to-date (Expires Every 2 Years) Youth Protection Training. Training can be found online at the council website ([www.lhcbsa.org](http://www.lhcbsa.org)). All camp staff members will have completed BSA Youth Protection Training.

Remember, Scouts and adults cannot share tents unless they are parent and son. Adult male and female leaders may only share a tent if they are legally married.

**Leadership Ratios and Requirements:** 4 to 1 minimum of 2 leaders.

### **Leaders Are Expected to Follow These Guidelines**

- Your main role is to know where your Scouts are at all times.
- Be sure that you and your Scouts have a good time.
- Unit leaders are responsible for the good behavior and good practices of their Scouts at all times and are expected to be available to assist their Scouts and camp staff to assure the best camping experience.
- Set a good example – be a good example.
- Be a good sport.
- Be prepared – camp will go on rain or shine.
- Be flexible – adapt to the day.
- At meals, sit at your designated tables near your Cub Scouts.
- Monitor your Scouts' behavior at all times. Do not stand by while your Scouts are whittling on trees or tables.
- During structured activity times, the camp staff and adult leaders from the Pack will supervise Scouts. Each program supervisor will specify the duties of adult leaders as necessary. However, adult leaders should stay with their pack during program times.

**At ALL other times, the adult leaders from the pack will supervise the Cub Scouts.**

# General Policies and Procedures

## Hazardous Substances

- Adult leaders should support the attitude that they, as well as youths, are better off without tobacco in any form and may not allow the use of tobacco products at any BSA activity involving youth participants. All Scouting functions, meetings, and activities should be conducted on a smoke-free basis, with smoking areas located away from all participants.
- All forms of Nicotine use should be used discretely and away from youth participants and staff. This include cigarettes, cigars, pipe tobacco, snuff and other smokeless products, and electronic cigarettes. Many of our staff members are themselves youth in Scouting and should be treated as such with regard to this and other youth related policies.
- The use of alcoholic beverages and illegal drugs is prohibited and will not be tolerated on Scout property. Violators will be asked to leave. This policy will be strictly enforced.
- Per national standard, under adult supervision, the use of liquid fuel stoves is permitted. An approved backpack type fuel bottle is not considered a bulk container. Bulk containers MAY NOT be stored in campsites. Use of liquid fuel to start any fire is prohibited.

## Conduct

- Intentional damage to camp property will not be tolerated.
- The Lincoln Heritage Council will expect full restitution including full cost of materials, labor, and other costs related to the replacement or repairs of camp property.
- For everyone's safety and the camp's conservation, please use only clearly marked fire rings for campsite campfires.
- Leaders will be expected to monitor their Scouts' behavior at all times.
- Scouts are expected to participate in camp activities and to be in designated areas when appropriate. This includes program areas during program times, dining hall during meal times, campfire ring at campfires, and bed at night.
- Scouts should not go off by themselves. Emphasize the buddy system.
- At Tunnel Mill, do not allow Scouts to enter the cemetery.

## Health

- Rest: Sleep and rest are important, especially at camp. Pack leaders are asked to help keep their Scouts quiet between 10:00 p.m. and 7:00 a.m. to assure ample time for rest and sleep.
- Prescription medication: The taking of prescription medication is the responsibility of the Scout's parent or guardian. As per national standard, all prescription drugs for both youth and adults are to be kept in locked storage.

The health officer may make an exception for a limited amount of medication to be carried by the camper, leader, or staff member for life-threatening conditions, including EPI pens, emergency heart medication, diabetic medication, and inhalers.

**Safety** – Camper safety and welfare should be foremost in our minds.

- Closed-toed shoes are to be worn at all times (except in the showers where flip-flops or crocs are recommended). Heelies are not permitted at camp.
- ATV's are not allowed at the camp for participants.
- Stress to your Scouts to stay on trails and to stay out of non-staffed program areas.
- Scouts should not run on gravel roads nor in their campsites.
- Remind the Scouts not to walk on any of the rock or wood trail outlines or markers.
- The creek at Tunnel Mill is off limits to Scouts (except for camp programming).
- For everyone's safety and the camp's conservation, please use only clearly marked fire rings for campsite campfires.
- Do not allow Scouts to throw rocks, sticks, pine cones, or other objects.
- Report any maintenance problems to the camp directors immediately.
- Please respect the privacy of the camp staff by staying out of their living areas.
- Camp operates on the buddy system. Scouts should never be anywhere alone.
- If a leader or any Scout needs to leave camp for any reason, please make sure your leader in charge knows, then register the details of your plans at the administration building when you sign-out. Also, sign-in upon your return. Ensure you still have two-deep leadership.
- Do not remove fossils from the creek bed.

## **Sanitation**

- Help keep camp clean – leave camp better than you found it.
- Water conservation is practiced at all times at camp. Do not waste water.
- The latrines in campsites should be clean upon your arrival. Packs are expected to maintain the cleanliness of the latrines during their stay. Please keep the lids down at the latrines to keep the smell down.
- Each campsite will be assigned a day to clean one of the shower houses near the campsites.
- Put all trash in garbage cans.
- Recycle all items as appropriate using proper receptacles.
- For the safety of everyone in camp, no garbage or food must be left in the campsites or tents at night. Food smells attract unwanted visitors.

## **Visitors to Camp**

- Visitors who stay for a meal may purchase a meal ticket for \$8 in the Trading Post.
- Siblings are not allowed except on family night.
- All visitors must sign-in at the Administration Building upon arrival at camp. They must also sign-out when they leave.
- Parents should not take their children off the camp property without signing them out.
- Cubs must not be allowed to leave camp with any person unless permission is granted by the parent or guardian who has legal custody.

## **Vehicle Policy**

- No cars are permitted to be parked by the campsites unless approved by the Health Officer for medical purposes.
- Cars should remain parked in designated areas until participants are ready to leave camp.
- Units are encouraged to carpool to camp as much as possible because parking facilities are limited.

## **Knives and Knife Safety**

- Resident Camp has the following Pocket Knife Policy over and above the guidelines set forth in the Guide to Safe Scouting:
- Campers should not bring knives to camp that are larger than 4 inches in blade length, unable to be sheathed or closed, illegal under local and state regulations.
- As is the Policy of the BSA, Bears and Webelos should not have or use a Pocket Knife while engaged in a Scouting activity or without proper safety training.
- This training is conducted using the Whittling Chip program and is signified by carrying the Whittling Chip card.
- No Scout, while at camp, should use a Pocket Knife without Adult Supervision.
- Scouts should always observe all rules of safe pocket knife handling, but should especially ensure proper distance from others and should always be conducted while seated and away from high traffic areas.
- Staff members are expected to follow all rules of knife safety, but may carry knives which campers are not permitted to by the camper policy. Please report any infractions to an Area Director or Administration Staff.

## What Not to Bring

- Animals may neither be brought to camp nor taken home from camp. Pets are not permitted at camp, including family night.
- Neither personal shooting sports equipment nor ammunition is permitted at camp.
- Fireworks and cap guns of any sort are not to be brought to camp.
- Ignition devices (i.e. matches, hot sparks) are not to be used unless under the supervision of adults or camp staff.
- Cub Scouts are not allowed to use a pocketknife unless they have earned and carry a Whittling Chip. Young Scouts do not need big knives; therefore, sheath knives or knives with blades over four inches should be left at home.
- Expensive jewelry, pocket video games, radios, and music players should be left at home.
- Bikes, Heelies, scooters, unicycles, and other personal transportation devices pose a danger to the rider and others due to the camp terrain and should be left at home.
- Alcohol and illegal substances are not permitted on camp property and will result in the immediate removal of an individual in possession of such.
- Items deemed to pose a risk to the safety of participants or staff by a member of the administrative team must be removed from use and locked away for the remainder of camp.

# What to Bring

## HOW TO PACK YOUR GEAR

Each individual camper (youth or adult) may want to consolidate their gear into a single duffel bag or heavy trash bag (waterproof), including the sleeping bag, with their name and pack number on it. Pack gear should be consolidated as much as possible. Be comfortable but leave the kitchen sink at home!

### PERSONAL CAMP GEAR RECOMMENDED FOR SCOUTS AND LEADERS

Day pack or book bag	Cub Scout handbook (optional)
Sunscreen	Bandana or handkerchief
Water bottle or canteen	Bath towel and washcloth
Rain gear	Pajamas or something to sleep in
Spending Money (\$50) in small bills	Fishing gear [if desired]
Notebook and pencil	Small pillow
Sleeping bag or sheets/blankets	State fishing license (18 and over)
Plastic trash bags	Swim attire
Shorts/pants and extra T-shirts	Pocketknife and whittling chip
Scout uniform [no neckerchief please]	Soap and shampoo
Shoes (2 pair)	Drinking cup
Flashlight	Toothbrush and paste
Socks (several pairs)	Hat (optional)
Underwear (several pairs)	Swimming towel

### ***TENTS at Tunnel Mill Sessions and Roy C. Manchester Sessions***

All units must provide their own tents.

We encourage Packs to put multiple boys in a single tent to conserve space.

### RECOMMENDED FOR THE PACK

Copies of Medical Form  
Battery Powered Alarm clock  
First Aid Kit (for minor cuts, scrapes, etc)  
Trash bags  
Parent's Emergency Phone Numbers  
Camera  
Bucket and soap for washing T-shirts  
Lantern (Propane or battery preferred)  
Lawn Chairs  
Sharpie Marker  
Hand sanitizer  
Webelos Handbook (optional)  
Bedtime snacks kept in a cooler or "Rubbermaid" type box  
Skit Ideas for Closing Camp Fire

# Notes

---

---

---

---

---

---

---

---

---

---

---

---

---

---

---

---

---

---

---

---

---

---

○